



**NAVIGATING** THROUGH **REGULATIONS & LICENSING REQUIREMENTS**

A Guide for  
**QUINCY**  
Entrepreneurs in  
20 Business Types



URBAN BUSINESS ALLIANCE PARTNERS



**Sovereign Bank**



**Eastern Bank**



ABINGTON SAVINGS BANK



**CHILD CARE**



**HOME DECORATOR**



**AUTO BODY SHOP**



**LANDSCAPING**



**CAR REPAIR**



**LAUNDROMAT**



**BARBER SHOP**



**LIVERY**



**BEAUTY SALON**



**RETAIL STORE**



**CAR DEALERSHIP**



**SEWING SHOP**



**CATERING**



**SHOE REPAIR**



**CLEANING SERVICE**



**SMALL GROCERY**



**FLORIST**



**RESTAURANT**



**HOME IMPROVEMENT**



**TV REPAIR**

# Navigating THROUGH Regulations & Licensing Requirements

A Guide for  
**QUINCY**  
Entrepreneurs in  
20 Business Types

**Ken Procaccanti**  
Research Associate

**Alla Yakovlev**  
Project Coordinator

**Michael Kane**  
Project Consultant

Center for Urban Entrepreneurship at  
**PIONEER INSTITUTE**  
*Putting Ideas into action.*

85 Devonshire Street, 8<sup>th</sup> Floor • Boston, MA 02109  
617-723-2277 • <http://www.pioneerinstitute.org/cue>



## TABLE OF CONTENTS

---

iv Acknowledgements

v Introduction

### Requirements by Occupation

1	At Home Child Care
9	Auto Repair / Body Shop
19	Barber Shop
27	Beauty Salon
35	Car Dealership
43	Catering
51	Cleaner / Interior Decorator / Sewing Shop / Shoe Repair
57	Flower Shop
65	Home Improvement
73	Landscaper
79	Laundromat
87	Livery
95	Retail Store
101	Small Grocery Store
109	Small Restaurant
117	TV/Radio Repair Shop
125	Appendix 1. City, State, and Federal Agencies Involved in Starting 20 Businesses in Quincy
126	Appendix 2. Important Resources for Quincy Entrepreneurs

## ACKNOWLEDGEMENTS

---

Pioneer Institute thanks the following people and their colleagues for their contributions of time and expertise to this publication:

- Kathryn Ciffolillo, editor
- Anne Collins, Director, Massachusetts Division of Professional Licensure
- Dick Mason, Economic Development Specialist, Quincy 2000 Corporation
- Dr. Stephen Nemmers, Deputy Director for Policy & Planning, Massachusetts Division of Professional Licensure
- Kathleen Nugent, Local Building Inspector, Inspectional Services Department, City of Quincy
- Arleen O'Donnell, Deputy Commissioner for Policy and Planning, Massachusetts Department of Environmental Protection
- Lt. Peter O'Hare, Fire Department, City of Quincy
- Drew Scheele, Commissioner, Health Department, City of Quincy
- Joseph Shea, City Clerk, Chairman License Commission, City of Quincy
- Bill Vernon, Massachusetts State Director, National Federation of Independent Business
- Philip Weinberg, Associate Commissioner, Massachusetts Department of Environmental Protection

## INTRODUCTION

---

*“This guide has significantly expanded our ability to assist businesses seeking to locate or grow in Quincy. And, reflecting the ‘business friendly’ spirit of Quincy, our municipal officials and staff provided exceptional cooperation in the creation of the guide. Bravo and thank you to all who contributed.”*

*—Dick Mason, Economic Development Specialist,  
Quincy 2000 Corporation*

***Navigating through Regulations and Licensing Requirements: A Guide for Quincy Entrepreneurs in 20 Business Types*** is designed to provide a quick grasp of the requirements for starting a business in the city of Quincy. Pioneer Institute has researched city, state and federal regulations and produced the findings in this how-to, step-by-step guide.

This publication will be a useful resource to a variety of groups:

- Individuals who would like to start a *sole proprietorship* in Quincy
- Agencies, both public and private, that advise and assist entrepreneurs
- Government officials interested in streamlining the business start-up process
- Financial institutions that provide technical services to entrepreneurs
- Research organizations involved in business development

The guide provides a roadmap for starting 20 different businesses in Quincy. For each profession, the *Checklist* walks the user through a brief overview of the steps involved in the process. The *Detailed Steps* take the reader through a comprehensive listing of permits, licenses, and forms necessary for meeting local, state, and federal requirements. The information is organized into various sections: business plan, licensing, location, zoning and permitting, business certificate, and taxes. Users will find that the sections are similarly numbered in both the *Checklist* and *Detailed Steps* to produce an easy-to-follow guide.

We recommend that the user also refer to the two appendices, which contain additional valuable information for the entrepreneur.

- *Appendix 1* summarizes in tabular form the city, state, and federal agencies in which a entrepreneur must interact to start a business in Quincy.
- *Appendix 2* lists organizations that offer business assistance, accounting, financial, technical and other services to entrepreneurs.

The Center for Urban Entrepreneurship team at Pioneer Institute has dedicated much time and effort to produce an entrepreneur-friendly tool. Your feedback is welcomed and appreciated.

Please send your comments and suggestions to:

Alla Yakovlev  
ayakovlev@pioneerinstitute.org

**Disclaimer**

The information contained in this guide is limited to the procedures and requirements for entrepreneurs who are starting sole proprietorships without any employees. This guide cannot reflect changes in federal, state, or municipal laws, rules, regulations, or filing fees that occur following its publication.

Cities and towns outside Quincy may have similar regulations. However, this guide only addresses those regulations in effect in Quincy and should not be used as a guide to starting small businesses anywhere else.



# CHECKLIST

## BUSINESS PLAN

- 1 Draft a business plan. Decide on the number and the age range of the children you wish to care for to determine whether you will be required to hire an assistant.

## LICENSING

- 2 Become a licensed child care provider
  - Complete the **Massachusetts Office of Child Care Services (OCCS)** New Provider Orientation Program
  - Obtain the Massachusetts Child Care Provider’s License application from OCCS
  - Before submitting the application, fulfill medical and information requirements as detailed below
  - Submit the application along with a signed check or money order in the amount of the licensing fee to OCCS as specified in the application packet

## LOCATION

- 3 Draft a detailed floor plan, ensuring that your facility conforms to OCCS guidelines
  - Have the facility inspected by OCCS to ensure it meets state standards

## ZONING AND PERMITTING

- 4 There are no zoning requirements for at-home child care providers in Quincy

## BUSINESS CERTIFICATE

- 5 Visit the **Quincy City Clerk**
  - File for a City of Quincy business certificate (d/b/a)
  - Submit notarized form with filing fee (business check or money order)

## TAXES


- 6 Visit the **City of Quincy Assessor’s Office**
  - File a Form of List

✓ **C H E C K L I S T**

---

- ❑ **7** Contact the **Massachusetts Department of Revenue**
  - ❑ File Massachusetts state tax forms for your business
  - ❑ Get a Sales Tax Registration Number and Certificate, if applicable
- ❑ **8** Call the **Internal Revenue Office** in Quincy to schedule an appointment
  - ❑ File federal tax forms for your business
  - ❑ Get a federal tax identification number





# DETAILED STEPS

## BUSINESS PLAN

1 Draft a business plan. Decide how many children you wish to care for, and to what age groups these children will belong. If the number exceeds six, the state requires that you employ an assistant who is licensed by the **Massachusetts Office of Child Care Services (OCCS)** (see step 2). This guide contains instructions for sole proprietors only. Hiring other individuals requires that you take further steps and complicates your tax filing. For more information, visit the **Massachusetts Department of Business and Technology** website.

 <http://www.mass.gov/portal/index.jsp?pageID=agcc&agid=ded&agca=businessassistance&agcc=businessplan&s=0&=>



## LICENSING

2 Before you begin providing child care services, you must be licensed by the **Massachusetts Office of Child Care Services (OCCS)** as a child care provider.

 *Massachusetts Office of Child Care Services  
Central Office  
600 Washington Street, Suite 6100  
Boston, MA 02111  
 617-988-6600*

 <http://www.qualitychildcare.org>

The Boston Regional Office covers the City of Quincy. Call to learn about becoming a licensed child care provider.

 *Massachusetts Office of Child Care Services  
Boston Regional Office-Region 6  
1250 Hancock Street, Suite 120-S  
Quincy, MA 02169  
 617-472-2881*

2a. Complete the OCCS Orientation Program. This can be done at any Child Care Resource Agency location. Call 617-988-6600 or check the website for locations.

 <http://www.qualitychildcare.org/contact.shtml>

2b. Call to request a copy of the Massachusetts Child Care Provider’s License application from OCCS. You can download the forms at the OCCS Online Forms Library:

 [http://www.qualitychildcare.org/licensing\\_forms.shtml](http://www.qualitychildcare.org/licensing_forms.shtml)



**DETAILED STEPS**

You should call the OCCS Boston Regional Office before filling out any forms. There are different types of family child care licenses for home providers. The type of license you need depends on the number of children you intend to care for.

- For caring for up to 6 children in your home, you need a Regular Family Child Care License.
- For caring for up to 6 children under 7 years of age and 2 children over 7 years of age in your home, you need a Family Child Care Plus License.
- For caring for up to 10 children in your home, you need a Large Family Child Care and an OCCS approved assistant.

Before you submit the application to open your facility, complete the following steps:

2c. Medical Requirements

- Obtain current certification in basic first aid and CPR for infants and children
- Be immunized against measles, mumps, and rubella
- Have a recent, negative test on record for tuberculosis (TB) on a Mantoux TB test
- Receive a complete physical
- Have your physician fill out the medical form in the application packet

2d. Information Requirements

- Submit a list of persons living in your household, detailing any physical, mental, or emotional problems that they may have that could affect your provision of day care. Every individual who regularly visits or is living in the house who is 17 years of age or older must fill out a background check form. They must submit a Criminal Offender Record Information (CORI) form to the state and undergo a background check. Certain criminal offenses may disqualify a home for a Family Child Care license. For further information on this, ask a representative from the Office for Childcare Services at 617-988-6600.
- Compile a list of references
- Compile a list of child care jobs that you have held in the past
- Find two persons who live within ten minutes of your day care location who could help you in case of an emergency
- Submit to your inspector a written activities plan in compliance with the requirements of the state law listed under Section 102 CMR 8.12

2e. Submit the application along with a signed check or money order in the amount of the licensing fee to OCCS as specified in the application packet.

*Note:* You will be required to maintain health and attendance records for each child that you or an assistant supervises. For more information on licensing and operating regulations, visit the OCCS website.



<http://www.qualitychildcare.org/regulations.shtml>

OCCS has several resource and referral agencies throughout Massachusetts, including an office in Quincy. The **OCCS Child Care Resource and Referral Agencies (CCR&R)** are set up to serve parents, child care providers, employers and community groups. They offer information, referral, education, training, technical assistance, and resource development.

✉ *Community Care for Kids*  
 1509 Hancock Street  
 Quincy, MA 02169  
 ☎ 617-471-6473 x105  
 1-800-637-2011



## DETAILED STEPS

### LOCATION

# 3

Draft a detailed floor plan, ensuring that your property conforms to OCCS guidelines. If you plan to make repairs or do renovations, the floor plan should show what the property will look like when the work has been completed. The floor plan need not be prepared professionally, but must show all planned furniture, doors, windows, equipment, plumbing, and electrical outlets/equipment.

- 3a. The following questions will need to be answered when filling out your application for a child care provider's license and should be considered as you prepare your floor plan.
- Do you own a swimming pool (not a wading pool)? How is this pool made inaccessible to and safe for children?
  - Do you have a porch that is more than three feet high?
  - Do you have smoke detectors on each floor of the establishment?
  - What type of heating equipment do you have? (The state will only permit baseboard and grate heating to remain unbaricaded in a day care facility.)
  - Do you keep firearms or ammunition in your home? How are such firearms and ammunition stored and kept inaccessible to children?
  - Do you have locks on all bathroom and closet doors? Are all of these locks easily opened?
  - Do you have well water? (The state will require that you submit your well water to purity and quality tests.)
  - Are all potentially hazardous materials (i.e., cleaning supplies, razors, etc.) stored and inaccessible to children? (The state will inspect the facility room by room to ensure this. Bathrooms and kitchens are emphasized.)
  - Is there a working flashlight on each floor of the home? (Required)
  - Is there peeling paint on the premises? Peeling paint must be addressed before one may operate a child care center. If there is lead paint, then it should be professionally removed before one starts caring for children on the premises. Any property constructed prior to 1978 must be checked for lead paint. The Office of Child Care Services Inspector will not approve your home or office to open for child care until any and all lead paint is professionally removed.
  - Do you have an evacuation plan in case of fire, gas leak, or other emergency? (Required to be on paper)
  - Are individual towels or paper towels and liquid soap available for each child? (Required)
  - Are all windows above the first floor securely screened and/or barricaded? (Required)
  - Are all unused electrical outlets covered? (Required)
  - Do you have child care gates? (Required if you are caring for children under the age of three)
  - Are you using your own yard for an outdoor play area? If so, what are the measurements? (Must have 75 square feet per child)
  - Is the yard fenced and, if so, how high is the fence? Is it on a busy street?
  - How many exits are in your home, and where are they located?
  - Do you have to pass through someone else's living space to get out?
- 3b. Your child care facility must have an operable telephone. Next to the telephone must be posted a list of emergency telephone numbers, including numbers for Fire, Police, Ambulance, Poison Control Center, nearest emergency health care facility, the names and numbers of two emergency contacts, and your name, address, and phone number.
- 3c. Before you are permitted to open for business, the OCCS will inspect your facility to determine if it meets state standards. The inspector will indicate any changes that need to be made to the property, or certifications you must obtain before you may open for business. Ask for copies of any paperwork generated by such inspections. If you receive certification, your license will be valid for up to three years.



# DETAILED STEPS

## ZONING AND PERMITTING

4 There are no zoning requirements for at-home child care providers in Quincy. However, you should call or visit the **City of Quincy Inspectional Services Department** to ensure your business is in compliance with city regulations.

✉ *Inspectional Services Department  
1585 Hancock Street, Suite 301  
Quincy, MA 02169*  
☎ *617-376-1450*

## BUSINESS CERTIFICATE

5 You must file with the **Quincy City Clerk** for a Business Certificate (d/b/a).

✉ *City Clerk  
City Hall  
1305 Hancock Street  
Quincy, MA 02169*  
☎ *617-376-1131*

5a. After filling out the application, have it notarized at the City Clerk’s office. Submit the completed form with a check or money order for the filing fee of \$25 to the Quincy City Clerk.

## TAXES

6 Visit the **City of Quincy Assessor’s Office** to file a Form of List. A Form of List is used to document the property owned by your business, so that it may be assessed and taxed by the city.

✉ *Assessor’s Office  
City Hall  
1305 Hancock Street  
Quincy, MA 02169*  
☎ *617-376-1174*



# DETAILED STEPS

7

If you intend to operate a business in the City of Quincy, you must file tax forms with the **Massachusetts Department of Revenue (DOR)**. Most sole proprietors should file a *Schedule C* form with their income taxes. If you plan to sell tangible goods, you must file a *Form TA-1* to pay Massachusetts state sales tax.

 *Massachusetts Department of Revenue*  
*Hurley Building*  
*19 Staniford Street*  
*Boston, MA 02114*

 *617-887-MDOR(6367)*  
*1-800-392-6089*

 <http://www.dor.state.ma.us>

7a. Call the Massachusetts DOR at 617-887-MDOR(6367) or toll-free in Massachusetts at 1-800-392-6089 to request that the forms be mailed. The Mass DOR website includes an Online Forms Index. You can download the forms and browse the instructions for filing them.


 <http://www.dor.state.ma.us/forms/formlist.htm>


7b. When you have completed the forms, either mail the printed forms or file online as indicated. If you file *Form TA-1*, you will receive a Massachusetts Sales Tax Registration Number.

7c. You should call the Department of Revenue’s Customer Service Bureau at 617-887-6367 or toll-free in Massachusetts at 1-800-392-6089 to ensure you are in full compliance with the law.

8


If you intend to operate a business in the City of Quincy, you must file all necessary tax forms with the **Internal Revenue Service (IRS)**. Once you file the necessary forms, the IRS will give you a federal tax identification number. As a sole proprietor, your tax identification can be your social security number. The IRS will provide further instructions on compliance with federal regulations.

 *Internal Revenue Service*  
*1250 Hancock Street*  
*Quincy, MA 02169*

 *617-471-0040\**

\* This phone number is answered by a pre-recorded message. Call this IRS office to leave a message requesting an appointment. Your call will be returned within two business days. To speak to an IRS representative and get tax help by phone, call 1-800-829-1040.

 <http://www.irs.gov>





# ✓ CHECKLIST

---

## BUSINESS PLAN

---

- 1 Draft a business plan

## LICENSING

---

- 2 Obtain all necessary licenses and permits
  - File license application with the **City of Quincy License Commission**
  - File for the appropriate permits from the **City of Quincy Fire Department**
  - File for the appropriate permits from the **Massachusetts Department of Environmental Protection**
  - File for additional permitting required from the **Massachusetts Division of Standards** for sale of antifreeze, motor fuel and/or lubricating oil

## LOCATION

---

- 3 Choose a location and draft a detailed floor plan

## ZONING AND PERMITTING

---

- 4 Visit the **Building Department** of the **City of Quincy Inspectional Services**
  - Submit property-use proposal and complete zoning approval
  - File Application for Building Permit and obtain department sign-offs
  - Receive Building Permit
  - File Occupancy Permit application and obtain department sign-offs
  - Receive Occupancy Permit

## BUSINESS CERTIFICATE

---

- 5 Visit the **Quincy City Clerk**
  - File for a City of Quincy business certificate (d/b/a)
  - Submit notarized form with filing fee (business check or money order)

✓ CHECKLIST


TAXES

- ❑ 6 Visit the **City of Quincy Assessor’s Office**
  - ❑ File a Form of List
- ❑ 7 Contact the **Massachusetts Department of Revenue**
  - ❑ File Massachusetts state tax forms for your business
  - ❑ Get a Sales Tax Registration Number and Certificate, if applicable
- ❑ 8 Call the **Internal Revenue Office** in Quincy to schedule an appointment
  - ❑ File federal tax forms for your business
  - ❑ Get a federal tax identification number

CERTIFICATE OF REGISTRATION

- ❑ 9 Obtain additional licenses if auto body or glass work will be done





# DETAILED STEPS



## BUSINESS PLAN

1 Draft a business plan. This guide provides detailed instructions for those wishing to open a mechanical auto repair or auto body shop. The instructions are identical, except auto body or glass work requires further licensing from the **Massachusetts Division of Standards** (see Step 9). This guide also contains instructions for sole proprietors only. Hiring other individuals requires that you take further steps and complicates your tax filing. For more information, visit the **Massachusetts Department of Business and Technology** website.

 <http://www.mass.gov/portal/index.jsp?pageID=agcc&agid=ded&agca=businessassistance&agcc=businessplan&s=0&=>

## LICENSING

2 Obtain all necessary licenses and permits  
2a. In order to operate an auto repair shop in Quincy, you must be licensed by the **City of Quincy License Commission**.

 *License Commission*  
City Hall  
1305 Hancock Street  
Quincy, MA 02169  
 617-376-1134

Visit the City of Quincy License Commission to file a license application or download the application online:



 <http://www.scstest.com/quincy/pdf/applications.pdf>

The application requires approval from the **City of Quincy Inspectional Services Department (ISD)**.

 *Inspectional Services Department*  
1585 Hancock Street, Suite 301  
Quincy, MA 02169  
 617-376-1450

After receiving sign-off from the City of Quincy ISD and completing the forms, return the original application and four copies to the License Commission. Your application will be reviewed, and you will be notified of the outcome.

2b. You must also file for necessary permitting from the **City of Quincy Fire Department**.

 *Fire Department*  
40 Quincy Avenue  
Quincy, MA 02169  
 617-376-1015





**DETAILED STEPS**

You will need to apply for a Waste Oil Permit from the Fire Department to store any waste oil at your place of business. The application is filed at the Fire Prevention Office at the Fire Department.

Call or visit the City of Quincy Fire Department to obtain all other appropriate permits to ensure you are in full compliance with fire prevention regulations.

- 2c. Operating an auto repair shop requires that you deal properly with hazardous wastes such as waste oil, waste gasoline, and waste generated from degreasing auto parts. You must file the appropriate forms with the **Massachusetts Department of Environmental Protection (DEP)**.

 *Massachusetts Department of Environmental Protection*  
*One Winter Street*  
*Boston, MA 02108*  
 617-292-5500  
*InfoLine: 1-800-462-0444*

 <http://www.state.ma.us/dep>

As a generator of hazardous waste, you need to register with the DEP. You should complete the Generator Registration form if you are a Very Small Quantity Generator of waste oil (less than 27 gallons or 220 pounds per month) or a Small Quantity Generator of waste oil (27 to 270 gallons or 220 to 2200 pounds per month). Call the DEP at 617-292-5500 to receive the form by mail or download the form from the DEP website.


 <http://www.state.ma.us/dep/bwp/dhm/files/genreg.doc>

Return the completed form to the DEP at the address above.

If you will generate more than 27 gallons of hazardous waste and/or 270 gallons of waste oil per month, you will need to file a Notification of Hazardous Waste Activity Form. You will receive a federal identification number from the **United States Environmental Protection Agency**. This form is filed through the Massachusetts DEP. Call the DEP at 617-292-5500 to request an application or download the application at the DEP website.

 <http://www.state.ma.us/dep/bwp/dhm/files/hwepaid.pdf>

Return the completed form to **Massachusetts DEP Hazardous Waste Program**. If you need assistance in completing these forms, call the Hazardous Waste Compliance Assistance line at 617-292-5898.

 *Massachusetts Department of Environmental Protection*  
*Hazardous Waste Program*  
*One Winter Street, 8th floor*  
*Boston, MA 02108*



## DETAILED STEPS

Environmental regulations are very extensive. Visit the following website detailing hazardous waste regulations to learn more about the necessary steps for complying with the DEP.



<http://www.state.ma.us/dep/bwp/dhm/dhmpubs.htm#regs>

You should call the DEP at 617-292-5500 or 1-800-462-0444 to ensure you are in full compliance with the law.

- 2d. Additional licenses are required through the **Massachusetts Division of Standards** if you plan to sell antifreeze, motor fuel and/or lubricating oil.

✉ *Massachusetts Division of Standards*  
 One Ashburton Place, Room 1115  
 Boston, MA 02108  
 ☎ 617-727-3480



<http://www.state.ma.us/standards/index.htm>

Applications for these permits can be downloaded at the Division of Standards website.



<http://www.state.ma.us/standards/license.htm>

You may also call the Division of Standards at 617-727-3480. You will be instructed to leave a message with your name, address and the application you are requesting to be mailed.

## LOCATION

### 3

Choose a location for your business and draft a detailed floor plan. If you plan to make repairs or do renovations, the floor plan should show what the property will look like when the work has been completed. The floor plan need not be prepared professionally, but must show all planned furniture, doors, windows, equipment, plumbing, and electrical outlets/equipment. Your name, home address, shop location address, and day and night telephone numbers must all be included with your floor plan.

*Note:* You should **NOT** purchase a property for business use or sign a lease until you have verified the following:

- Your business will be located in an appropriate zone. Request a zoning review from the Building Department of the City of Quincy Inspectional Services. If you need a zoning variance or licensing from the city licensing commission, verify that you will not be facing any community opposition. Try to set up a community meeting through the ward councilor.
- Your plans are in compliance with Historic Commission requirements, if applicable. The Historic Commission exercises control over facades and signs in historic districts.



**DETAILED STEPS**

**ZONING AND PERMITTING**

- 4** Visit the **Building Department** of the **City of Quincy Inspectional Services** to begin the process of obtaining a Building Permit and Occupancy Permit.

✉ *Building Department  
Inspectional Services  
1585 Hancock Street, Suite 301  
Quincy, MA 02169*

☎ *617-376-1450*

- 4a. Prepare a property-use proposal stating the property’s existing use and contain a brief description of the business you wish to open, anticipated hours of operation, number of employees, services provided and location. Submit the proposal to a building inspector who will run a zoning check to determine whether your location is properly zoned for your business. (Office hours: 7:00 am-10:00 am.)
- 4b. File a Building Permit Application with the Building Department of the City of Quincy Inspectional Services. If you plan to make renovations to the property, a licensed contractor must supervise any renovations being made. The permit application requires the contact information and license number of the licensed contractor.

*Note:* If you are not making any renovations to the property, you must still file a Building Permit Application. The application will be used to declare a change of occupancy at the property. If you are not making renovations, submit the Building Permit Application and skip to Step 4c.

Submit your floor plan (as prepared in Step 3) and the completed Building Permit Application to the Building Department. A building inspector will review your Building Permit Application. If approved, your application will be returned with further instructions from the inspector. You may be required to receive approval for the renovations from any or all of the following city departments:

- Fire Department
- Wire Department
- Plumbing Department
- Department of Public Works - Engineering Division and/or Water & Sewer Division
- Traffic Engineer
- Health Department

*Note:* If the building in which you operate your business or the building that houses your business’s tenant space exceeds 35,000 cubic feet, you will be required to hire a licensed design professional to supervise the work being done. Before a Building Permit will be issued, the licensed design professional will need to file a Controlled Construction Affidavit with the Building Department of the City of Quincy Inspectional Services stating that he/she will supervise the renovations.



# DETAILED STEPS

- 4c. After renovations have been completed at the property, you will need to file an Occupancy Permit application with the Building Department. You may be required to receive approval of the work that has been performed from any or all of the following city departments:
    - Fire Department
    - Wire Department
    - Plumbing Department
    - Department of Public Works - Engineering Division and/or Water & Sewer Division
    - Traffic Engineer
    - Health Department
  - 4d. After final approval from a building inspector and the Inspectional Services Director is given, the Occupancy Permit will be issued for the property.
- Note:* If the building in which you operate your business or the building that houses your business' tenant space exceeds 35,000 cubic feet, you will need to present a Final Affidavit from both the licensed design professional who supervised the work and the licensed contractor who performed the renovations in order to receive the Occupancy Permit. The Final Affidavit forms are filed through the Building Department.

## BUSINESS CERTIFICATE

5 You must file with the **Quincy City Clerk** for a Business Certificate (d/b/a).


✉ *City Clerk*  
*City Hall*  
*1305 Hancock Street*  
*Quincy, MA 02169*  
 ☎ *617-376-1131*

5a. After filling out the application, have it notarized at the City Clerk's office. Submit the completed form with a check or money order for the filing fee of \$25 to the Quincy City Clerk.

## TAXES

6 Visit the **City of Quincy Assessor's Office** to file a Form of List. A Form of List is used to document the property owned by your business, so that it may be assessed and taxed by the city.

✉ *Assessor's Office*  
*City Hall*  
*1305 Hancock Street*  
*Quincy, MA 02169*  
 ☎ *617-376-1174*





DETAILED STEPS

7

If you intend to operate a business in the City of Quincy, you must file tax forms with the **Massachusetts Department of Revenue (DOR)**. Most sole proprietors should file a *Schedule C* form with their income taxes. If you plan to sell tangible goods, you must file a *Form TA-1* to pay Massachusetts state sales tax.

✉ *Massachusetts Department of Revenue*  
*Hurley Building*  
*19 Staniford Street*  
*Boston, MA 02114*  
 ☎ *617-887-MDOR(6367)*  
*1-800-392-6089*



<http://www.dor.state.ma.us>

7a. Call the Massachusetts DOR at 617-887-MDOR(6367) or toll-free in Massachusetts at 1-800-392-6089 to request that the forms be mailed. The Mass DOR website includes an Online Forms Index. You can download the forms and browse the instructions for filing them.



<http://www.dor.state.ma.us/forms/formlist.htm>

7b. When you have completed the forms, either mail the printed forms or file online as indicated. If you file *Form TA-1*, you will receive a Massachusetts Sales Tax Registration Number.

7c. You should call the Department of Revenue’s Customer Service Bureau at 617-887-6367 or toll-free in Massachusetts at 1-800-392-6089 to ensure you are in full compliance with the law.

8

If you intend to operate a business in the City of Quincy, you must file all necessary tax forms with the **Internal Revenue Service (IRS)**. Once you file the necessary forms, the IRS will give you a federal tax identification number. As a sole proprietor, your tax identification can be your social security number. The IRS will provide further instructions on compliance with federal regulations.

✉ *Internal Revenue Service*  
*1250 Hancock Street*  
*Quincy, MA 02169*  
 ☎ *617-471-0040\**

\* This phone number is answered by a pre-recorded message. Call this IRS office to leave a message requesting an appointment. Your call will be returned within two business days. To speak to an IRS representative and get tax help by phone, call 1-800-829-1040.



<http://www.irs.gov>



# DETAILED STEPS

## CERTIFICATE OF REGISTRATION

*Note: This step is only necessary if you intend to do auto body or glass work*

9

You must fill out an Application for Registered Motor Vehicle Repair Shop from the **Massachusetts Division of Standards**.

✉ *Massachusetts Division of Standards*  
*One Ashburton Place*  
*Room 1115*  
*Boston, MA 02108*

☎ *617-727-3480*

- 9a. The completed application must include the following:
- two letters of recommendation from individuals who are either Registered Motor Vehicle Repair Shop operators, elected public officials, or members of the Massachusetts Bar
  - a registration fee of \$300 payable by business check or money order
  - a surety bond, or letter of credit, in the amount of \$10,000





# CHECKLIST

---

## BUSINESS PLAN

---

- 1 Draft a business plan

## LICENSING

---

- 2 Become (or hire) a registered master barber

## LOCATION

---

- 3 Choose a location and draft a detailed floor plan

## ZONING AND PERMITTING

---

- 4 Visit the **Building Department** of the **City of Quincy Inspectional Services**
  - Submit property-use proposal and complete zoning approval
  - File Application for Building Permit and obtain department sign-offs
  - Receive Building Permit
  - File Occupancy Permit application and obtain department sign-offs
  - Receive Occupancy Permit

## BUSINESS CERTIFICATE

---

- 5 Visit the **Quincy City Clerk**
  - File for a City of Quincy business certificate (d/b/a)
  - Submit notarized form with filing fee (business check or money order)

## TAXES

---

- 6 Visit the **City of Quincy Assessor’s Office**
  - File a Form of List
- 7 Contact the **Massachusetts Department of Revenue**
  - File Massachusetts state tax forms for your business
  - Get a Sales Tax Registration Number and Certificate, if applicable

✓ CHECKLIST

- ❑ 8 Call the **Internal Revenue Office** in Quincy to schedule an appointment
  - ❑ File federal tax forms for your business
  - ❑ Get a federal tax identification number

**CERTIFICATE OF REGISTRATION**

- ❑ 9 Obtain a Certificate of Registration from the **Board of Registration of Barbers, Massachusetts Division of Professional Licensure**
  - ❑ Submit your floor plan and plan for an inspection of your shop
  - ❑ Provide your business certificate from the Quincy City Clerk
  - ❑ Pay the appropriate fee





# DETAILED STEPS

## BUSINESS PLAN

**1** Draft a business plan. In order to own a barber shop, you must either be a licensed master barber and serve as a manager, or have a manager who is a full-time employee and a licensed barber. This guide contains instructions for sole proprietors only. Additional steps are required if you plan to hire other individuals. For more information, visit the **Massachusetts Department of Business and Technology** website.



<http://www.mass.gov/portal/index.jsp?pageID=agcc&agid=ded&agca=businessassistance&agcc=businessplan&s=0&=>

## LICENSING

**2** Every barber shop must be under the supervision of a licensed master barber during hours of operation. Apprentices may not work on customers without a licensed master barber present and in charge.

- 2a. To become a master barber, you must already be a licensed apprentice. Apprentice licenses are acquired through the barber school you are attending. Once you are a licensed apprentice, you can call the **Board of Registration of Barbers, Massachusetts Division of Professional Licensure** at 617-727-7367 to speak to someone about an application. You will likely be asked to visit the Board of Barbers office to present your apprentice license and obtain an application to become a master barber.



*Board of Registration of Barbers  
Massachusetts Division of Professional Licensure  
239 Causeway Street, Suite 500  
Boston, MA 02114*



*617-727-7367*

- 2b. You will then be advised to call Promissor at 1-800-274-2021 to set up an appointment to take a computer-based test. For further information, contact the Board of Registration of Barbers or visit the website.



<http://www.state.ma.us/reg/boards/br/default.htm>

## LOCATION

**3** Draft a detailed floor plan for submission to the Board of Registration of Barbers. If you plan to make repairs or do renovations, the floor plan should show what the property will look like when the work has been completed. The floor plan need not be prepared professionally, but must show all planned furniture, doors, windows, equipment, plumbing, and electrical outlets/equipment.

- The floor plan must show where the sink or sinks is/are in the work area, where the bathroom is and display that it has a sink where the toilet is located.
- You must also show where the barber pole or barber pole decal is located. It must be in a window, on a door, or in a location clearly visible to the public.



# DETAILED STEPS

- Your name, home address, shop location address, and day and night telephone numbers must also all be included on the face of the floor plan.
- The license number and name of the master barber who is in charge must also be on the face of the floor plan.

*Note:* You should *NOT* purchase a property for business use or sign a lease until you have verified the following:

- Your business will be located in an appropriate zone. Request a zoning review from the Building Department of the City of Quincy Inspectional Services. If you need a zoning variance or licensing from the city licensing commission, verify that you will not be facing any community opposition. Try to set up a community meeting through the ward councilor.
- Your plans are in compliance with Historic Commission requirements, if applicable. The Historic Commission exercises control over facades and signs in historic districts.

## ZONING AND PERMITTING

### 4

Visit the **Building Department** of the **City of Quincy Inspectional Services** to begin the process of obtaining a Building Permit and Occupancy Permit.

✉ *Building Department*  
*Inspectional Services*  
 1585 Hancock Street, Suite 301  
 Quincy, MA 02169  
 ☎ 617-376-1450

- 4a. Prepare a property-use proposal stating the property’s existing use and contain a brief description of the business you wish to open, anticipated hours of operation, number of employees, services provided and location. Submit the proposal to a building inspector who will run a zoning check to determine whether your location is properly zoned for your business. (Office hours: 7:00 am-10:00 am.)
- 4b. File a Building Permit Application with the Building Department of the City of Quincy Inspectional Services. If you plan to make renovations to the property, a licensed contractor must supervise any renovations being made. The permit application requires the contact information and license number of the licensed contractor.

*Note:* If you are not making any renovations to the property, you must still file a Building Permit Application. The application will be used to declare a change of occupancy at the property. If you are not making renovations, submit the Building Permit Application and skip to Step 4c.

Submit your floor plan (as prepared in Step 3) and the completed Building Permit Application to the Building Department. A building inspector will review your Building Permit Application. If approved, your application will be returned with further instructions from



# DETAILED STEPS

the inspector. You may be required to receive approval for the renovations from any or all of the following city departments:

- Fire Department
- Wire Department
- Plumbing Department
- Department of Public Works - Engineering Division and/or Water & Sewer Division
- Traffic Engineer
- Health Department

*Note:* If the building in which you operate your business or the building that houses your business’s tenant space exceeds 35,000 cubic feet, you will be required to hire a licensed design professional to supervise the work being done. Before a Building Permit will be issued, the licensed design professional will need to file a Controlled Construction Affidavit with the Building Department of the City of Quincy Inspectional Services stating that he/she will supervise the renovations.

4c. After renovations have been completed at the property, you will need to file an Occupancy Permit application with the Building Department. You may be required to receive approval of the work that has been performed from any or all of the following city departments:

- Fire Department
- Wire Department
- Plumbing Department
- Department of Public Works - Engineering Division and/or Water & Sewer Division
- Traffic Engineer
- Health Department



4d. After final approval from a building inspector and the Inspectional Services Director is given, the Occupancy Permit will be issued for the property.

*Note:* If the building in which you operate your business or the building that houses your business’ tenant space exceeds 35,000 cubic feet, you will need to present a Final Affidavit from both the licensed design professional who supervised the work and the licensed contractor who performed the renovations in order to receive the Occupancy Permit. The Final Affidavit forms are filed through the Building Department.

## BUSINESS CERTIFICATE

### 5

You must file with the **Quincy City Clerk** for a Business Certificate (d/b/a).

 *City Clerk*  
*City Hall*  
*1305 Hancock Street*  
*Quincy, MA 02169*  
 *617-376-1131*





## DETAILED STEPS

- 5a. After filling out the application, have it notarized at the City Clerk’s office. Submit the completed form with a check or money order for the filing fee of \$25 to the Quincy City Clerk.

### TAXES

6

Visit the **City of Quincy Assessor’s Office** to file a Form of List. A Form of List is used to document the property owned by your business, so that it may be assessed and taxed by the city.

✉ *Assessor’s Office*  
*City Hall*  
*1305 Hancock Street*  
*Quincy, MA 02169*  
 ☎ *617-376-1174*

7

If you intend to operate a business in the City of Quincy, you must file tax forms with the **Massachusetts Department of Revenue (DOR)**. Most sole proprietors should file a *Schedule C* form with their income taxes. If you plan to sell tangible goods, you must file a *Form TA-1* to pay Massachusetts state sales tax.

✉ *Massachusetts Department of Revenue*  
*Hurley Building*  
*19 Staniford Street*  
*Boston, MA 02114*  
 ☎ *617-887-MDOR(6367)*  
*1-800-392-6089*



<http://www.dor.state.ma.us>

- 7a. Call the Massachusetts DOR at 617-887-MDOR(6367) or toll-free in Massachusetts at 1-800-392-6089 to request that the forms be mailed. The Mass DOR website includes an Online Forms Index. You can download the forms and browse the instructions for filing them.



<http://www.dor.state.ma.us/forms/formlist.htm>

- 7b. When you have completed the forms, either mail the printed forms or file online as indicated. If you file *Form TA-1*, you will receive a Massachusetts Sales Tax Registration Number.
- 7c. You should call the Department of Revenue’s Customer Service Bureau at 617-887-6367 or toll-free in Massachusetts at 1-800-392-6089 to ensure you are in full compliance with the law.





## DETAILED STEPS

---

8

If you intend to operate a business in the City of Quincy, you must file all necessary tax forms with the **Internal Revenue Service (IRS)**. Once you file the necessary forms, the IRS will give you a federal tax identification number. As a sole proprietor, your tax identification can be your social security number. The IRS will provide further instructions on compliance with federal regulations.

 *Internal Revenue Service*  
1250 Hancock Street  
Quincy, MA 02169  
 617-471-0040\*

\* This phone number is answered by a pre-recorded message. Call this IRS office to leave a message requesting an appointment. Your call will be returned within two business days. To speak to an IRS representative and get tax help by phone, call 1-800-829-1040.



<http://www.irs.gov>

## CERTIFICATE OF REGISTRATION

---

9

To apply for a Certificate of Registration from the **Board of Registration of Barbers, Massachusetts Division of Professional Licensure** for your shop, submit your floor plan to the Board of Registration of Barbers.

- 9a. After the floor plan has been reviewed, you will be contacted by the barber investigator. If the floor plan is approved, the investigator will make an appointment to inspect the facility.
- If any renovations have been made, you will need to have the plumbing and electrical forms signed by a Quincy inspector.
  - You will also be asked to provide your business certificate from the Quincy City Clerk.
  - The investigator will request the fee.

The inspector will look for several critical things in your shop:

- The shop must have hot and cold running water.
  - If hot and cold water are available from a public supply, then that must be your source. Where no public water supply is available, water must be supplied from a “suitably located pressure or gravity tank.”
  - You must have a sink or sinks that is/are capable of disposing of all wastewater.
  - You must have an accessible bathroom, with toilet and adequate sink for hand washing.
- 9b. If the inspector finds the facility up to code, then he/she will allow the shop to open and the registration board shall issue a Certificate of Registration for your barber shop. All Certificates of Registration for barber shops shall be renewed biennially. Be sure that you have filed all the necessary forms before opening your business.





# CHECKLIST

---

## BUSINESS PLAN

---

- 1 Draft a business plan

## LICENSING

---

- 2 Become (or hire) a licensed cosmetologist

## LOCATION

---

- 3 Choose a location and draft a detailed floor plan. Submit the floor plan to the **Board of Cosmetologists, Massachusetts Division of Professional Licensure** for review and approval.

## ZONING AND PERMITTING

---

- 4 Visit the **Building Department** of the **City of Quincy Inspectional Services**
  - Submit property-use proposal and complete zoning approval
  - File Application for Building Permit and obtain department sign-offs
  - Receive Building Permit
  - File Occupancy Permit application and obtain department sign-offs
  - Receive Occupancy Permit

## BUSINESS CERTIFICATE

---

- 5 Visit the **Quincy City Clerk**
  - File for a City of Quincy business certificate (d/b/a)
  - Submit notarized form with filing fee (business check or money order)

## TAXES

---

- 6 Visit the **City of Quincy Assessor’s Office**
  - File a Form of List

✓ CHECKLIST

---


- ❑ 7 Contact the **Massachusetts Department of Revenue**
  - ❑ File Massachusetts state tax forms for your business
  - ❑ Get a Sales Tax Registration Number and Certificate, if applicable
- ❑ 8 Call the **Internal Revenue Office** in Quincy to schedule an appointment
  - ❑ File federal tax forms for your business
  - ❑ Get a federal tax identification number

**OPERATING LICENSE**

---

- ❑ 9 Schedule an appointment for an inspection by the **Board of Cosmetology, Massachusetts Division of Professional Licensure**, in order to receive your Massachusetts Cosmetology Salon Operating License
  - ❑ Provide a copy of the Certificate of Occupancy
  - ❑ Provide a copy of the completed business certificate
  - ❑ Pay the appropriate fee





# DETAILED STEPS

## BUSINESS PLAN

**1** Draft a business plan. In order to operate a beauty salon, you must either be a licensed cosmetologist and serve as a manager, or have a manager who is a full-time employee and a licensed cosmetologist. This guide contains instructions for sole proprietorships only. Additional steps are required if you plan to hire other individuals. For more information, visit the **Massachusetts Department of Business and Technology** website.



<http://www.mass.gov/portal/index.jsp?pageID=agcc&agid=ded&agca=businessassistance&agcc=businessplan&s=0&=>

## LICENSING

**2** In order to become a licensed cosmetologist, you must complete several levels of instruction and certification. The full listing of cosmetology licenses is provided by the **Board of Registration of Cosmetologists, Massachusetts Division of Professional Licensure**.



*Board of Registration of Cosmetologists  
Massachusetts Division of Professional Licensure  
239 Causeway Street, Suite 500  
Boston, MA 02114*



*617-727-9940*



<http://www.state.ma.us/reg/boards/hd/default.htm>

## LOCATION

**3** Select a location for your shop and draft a detailed floor plan. If you plan to make repairs or do renovations, the floor plan should show what the property will look like when the work has been completed. The floor plan need not be prepared professionally, but must show all planned furniture, doors, windows, equipment, plumbing, and electrical outlets/equipment. Your name, home address, shop location address, and day and night telephone numbers must all be included with your floor plan.

*Note:* You should **NOT** purchase a property for business use or sign a lease until you have verified the following:

- Your business will be located in an appropriate zone. Request a zoning review from the Building Department of the City of Quincy Inspectional Services. If you need a zoning variance or licensing from the city licensing commission, verify that you will not be facing any community opposition. Try to set up a community meeting through the ward councilor.
- Your plans are in compliance with Historic Commission requirements, if applicable. The Historic Commission exercises control over facades and signs in historic districts.



**DETAILED STEPS**

- 3a. If this property is attached to your home, the shop and home must comply with the regulations of the **Board of Registration of Cosmetologists, Massachusetts Division of Professional Licensure**.
  - In order to operate a salon from your home, you must have a room or rooms separated from the living quarters in the house, and there must be an available bathroom facility for employees and customers that is separate from the facility used by residents of the home.
  - The door leading into the salon must be visible from the street and must not require customers to pass through the living quarters of the residence of the home.
  - Home operation also requires licensure from the Division of Professional Licensure (see Step 9).
- 3b. Submit the floor plan to the Board of Registration of Cosmetologists for review and approval. Include the following information:
  - The owner’s name and two telephone numbers where he/she may be reached
  - A copy of the manager’s current cosmetology license
  - A note indicating whether the owner has purchased an existing licensed salon or is making/has made physical changes to the property in order to create a salon

**ZONING AND PERMITTING**

**4**

Visit the **Building Department** of the **City of Quincy Inspectional Services** to begin the process of obtaining a Building Permit and Occupancy Permit.

✉ *Building Department*  
*Inspectional Services*  
 1585 Hancock Street, Suite 301  
 Quincy, MA 02169  
 ☎ 617-376-1450

- 4a. Prepare a property-use proposal stating the property’s existing use and contain a brief description of the business you wish to open, anticipated hours of operation, number of employees, services provided and location. Submit the proposal to a building inspector who will run a zoning check to determine whether your location is properly zoned for your business. (Office hours: 7:00 am-10:00 am.)
- 4b. File a Building Permit Application with the Building Department of the City of Quincy Inspectional Services. If you plan to make renovations to the property, a licensed contractor must supervise any renovations being made. The permit application requires the contact information and license number of the licensed contractor.

*Note:* If you are not making any renovations to the property, you must still file a Building Permit Application. The application will be used to declare a change of occupancy at the property. If you are not making renovations, submit the Building Permit Application and skip to Step 4c.

Submit your floor plan (as prepared in Step 3) and the completed Building Permit Application to the Building Department. A building inspector will review your Building Permit Application. If approved, your application will be returned with further instructions from



# DETAILED STEPS

the inspector. You may be required to receive approval for the renovations from any or all of the following city departments:

- Fire Department
- Wire Department
- Plumbing Department
- Department of Public Works - Engineering Division and/or Water & Sewer Division
- Traffic Engineer
- Health Department

*Note:* If the building in which you operate your business or the building that houses your business’s tenant space exceeds 35,000 cubic feet, you will be required to hire a licensed design professional to supervise the work being done. Before a Building Permit will be issued, the licensed design professional will need to file a Controlled Construction Affidavit with the Building Department of the City of Quincy Inspectional Services stating that he/she will supervise the renovations.

4c. After renovations have been completed at the property, you will need to file an Occupancy Permit application with the Building Department. You may be required to receive approval of the work that has been performed from any or all of the following city departments:

- Fire Department
- Wire Department
- Plumbing Department
- Department of Public Works - Engineering Division and/or Water & Sewer Division
- Traffic Engineer
- Health Department



4d. After final approval from a building inspector and the Inspectional Services Director is given, the Occupancy Permit will be issued for the property.

*Note:* If the building in which you operate your business or the building that houses your business’ tenant space exceeds 35,000 cubic feet, you will need to present a Final Affidavit from both the licensed design professional who supervised the work and the licensed contractor who performed the renovations in order to receive the Occupancy Permit. The Final Affidavit forms are filed through the Building Department.

## BUSINESS CERTIFICATE

### 5

You must file with the **Quincy City Clerk** for a Business Certificate (d/b/a).

 *City Clerk*  
*City Hall*  
*1305 Hancock Street*  
*Quincy, MA 02169*  
 *617-376-1131*





**DETAILED STEPS**

- 5a. After filling out the application, have it notarized at the City Clerk’s office. Submit the completed form with a check or money order for the filing fee of \$25 to the Quincy City Clerk.

**TAXES**

- 6 Visit the **City of Quincy Assessor’s Office** to file a Form of List. A Form of List is used to document the property owned by your business, so that it may be assessed and taxed by the city.

✉ *Assessor’s Office*  
*City Hall*  
*1305 Hancock Street*  
*Quincy, MA 02169*  
 ☎ *617-376-1174*

- 7 If you intend to operate a business in the City of Quincy, you must file tax forms with the **Massachusetts Department of Revenue (DOR)**. Most sole proprietors should file a *Schedule C* form with their income taxes. If you plan to sell tangible goods, you must file a *Form TA-1* to pay Massachusetts state sales tax.

✉ *Massachusetts Department of Revenue*  
*Hurley Building*  
*19 Staniford Street*  
*Boston, MA 02114*  
 ☎ *617-887-MDOR(6367)*  
*1-800-392-6089*

 <http://www.dor.state.ma.us>

- 7a. Call the Massachusetts DOR at 617-887-MDOR(6367) or toll-free in Massachusetts at 1-800-392-6089 to request that the forms be mailed. The Mass DOR website includes an Online Forms Index. You can download the forms and browse the instructions for filing them.

 <http://www.dor.state.ma.us/forms/formlist.htm>

- 7b. When you have completed the forms, either mail the printed forms or file online as indicated. If you file *Form TA-1*, you will receive a Massachusetts Sales Tax Registration Number.
- 7c. You should call the Department of Revenue’s Customer Service Bureau at 617-887-6367 or toll-free in Massachusetts at 1-800-392-6089 to ensure you are in full compliance with the law.



## DETAILED STEPS

8

If you intend to operate a business in the City of Quincy, you must file all necessary tax forms with the **Internal Revenue Service (IRS)**. Once you file the necessary forms, the IRS will give you a federal tax identification number. As a sole proprietor, your tax identification can be your social security number. The IRS will provide further instructions on compliance with federal regulations.

✉ *Internal Revenue Service*  
 1250 Hancock Street  
 Quincy, MA 02169  
 ☎ 617-471-0040\*

\* This phone number is answered by a pre-recorded message. Call this IRS office to leave a message requesting an appointment. Your call will be returned within two business days. To speak to an IRS representative and get tax help by phone, call 1-800-829-1040.



<http://www.irs.gov>

## OPERATING LICENSE

9

In order to operate a beauty salon in Massachusetts, you must submit an Application for a New Salon.

- 9a. Obtain the Salon Applicants form from the **Board of Registration of Cosmetologists, Massachusetts Division of Professional Licensure** website.



<http://www.state.ma.us/reg/boards/hd/default.htm>

To request a copy be mailed to you, call the **Massachusetts Office of Investigations, Division of Professional Licensure** at 617-727-7406. You will be instructed to leave a voice message with your name and address.

- 9b. The application form contains the following instructions for successful completion: Submit your floor plan.
- Indicate rooms/equipment, front door/back door, bathroom location, and salon set-up.
  - Include owner's name and two phone numbers (home & business/day & evening).
  - Indicate if location is currently a licensed salon being purchased.
  - If renovations are necessary for plumbing and/or electrical work, have the forms attached to application completed by the Quincy Plumbing and/or Electrical Inspector. (Refer to **Building Department** of the **City of Quincy Inspectional Services** for more information.)
  - Include a COPY of the manager's current license. Note: The owner does not have to be the licensed manager.
  - Indicate name and address of salon. This must be the street address and not a PO Box.
  - Mail floor plan and enclosures to the Office of Investigations.

✉ *Division of Professional Licensure*  
*Office of Investigations*  
 239 Causeway St, Suite 400  
 Boston, MA 02114  
 Attention: Floor Plan

.....



## DETAILED STEPS

---

Once the floor plan has been received and approved, an investigator will contact the owner to arrange an inspection date. The processing typically takes 3-4 weeks.

- 9c. At the inspection, have the following items available:
- Copy of Rules & Regulations (240 CMR). To obtain a copy of the Rules & Regulations, call the State House Bookstore at 617-727-2834. A copy will be mailed for a small fee plus postage. Or download the document from the Massachusetts Cosmetology Board’s website.



[http://www.state.ma.us/reg/boards/hd/rule\\_reg.htm](http://www.state.ma.us/reg/boards/hd/rule_reg.htm)

- Completed Business Certificate from the Quincy City Clerk
- Certificate of Occupancy from City of Quincy Inspectional Services
- If renovations have been made, the Plumbing Form and/or the Electrical Form signed by a Quincy inspector
- Check or money order for the appropriate fee made payable to Commonwealth of Massachusetts

## OPERATIONAL RULES

---

- Salons must display a sign at the entrance or post a sign large enough to be clearly visible from the street.
- Salon licenses must be displayed in a conspicuous place in the salon.
- No animals of any kind are to be on the premises of the salon.
- Inside each salon must be posted a sign of at least ten inches by ten inches in size stating the following: “SMOKING IS PROHIBITED WHILE WEARING A SHAMPOO CAPE, OR WHILE HAIR LACQUER OR HAIR SPRAY IS BEING USED.”

All sanitary regulations are available at the Cosmetology Board’s website.



<http://www.state.ma.us/reg/boards/hd/cmr/24003.htm#3.03>

---



# CHECKLIST

---

## BUSINESS PLAN

---

- 1 Draft a business plan

## LICENSING

---

- 2 Obtain the required licensure
  - Visit the **City of Quincy License Commission** to acquire the necessary licenses
  - Obtain additional permits as required from the **Massachusetts Division of Standards** for sale of antifreeze, motor fuel, and/or lubricating oil

## LOCATION

---

- 3 Choose a location and draft a detailed floor plan

## ZONING AND PERMITTING

---

- 4 Visit the **Building Department** of the **City of Quincy Inspectional Services**
  - Submit property-use proposal and complete zoning approval
  - File Application for Building Permit and obtain department sign-offs
  - Receive Building Permit
  - File Occupancy Permit application and obtain department sign-offs
  - Receive Occupancy Permit

## BUSINESS CERTIFICATE

---

- 5 Visit the **Quincy City Clerk**
  - File for a City of Quincy business certificate (d/b/a)
  - Submit notarized form with filing fee (business check or money order)

## TAXES

---

- 6 Visit the **City of Quincy Assessor’s Office**
  - File a Form of List

✓ CHECKLIST

---

- ❑ 7 Contact the **Massachusetts Department of Revenue**
  - ❑ File Massachusetts state tax forms for your business
  - ❑ Get a Sales Tax Registration Number and Certificate, if applicable
- ❑ 8 Call the **Internal Revenue Office** in Quincy to schedule an appointment
  - ❑ File federal tax forms for your business
  - ❑ Get a federal tax identification number



 **DETAILED STEPS**

**BUSINESS PLAN**

**1** Draft a business plan. This guide contains instructions for sole proprietorships only. Additional steps are required if you plan to hire other individuals. For more information, visit the **Massachusetts Department of Business and Technology** website.

 <http://www.mass.gov/portal/index.jsp?pageID=agcc&agid=ded&agca=businessassistance&agcc=businessplan&s=0&=>

**LICENSING**

**2** Obtain the required licensure.

2a. In order to operate a car dealership in Quincy, you must be licensed by the **City of Quincy License Commission**.

 *License Commission*  
*City Hall*  
*1305 Hancock Street*  
*Quincy, MA 02169*  
 *617-376-1134*

Visit the City of Quincy License Commission to file a license application or download the application from the website:

 <http://www.scstest.com/quincy/pdf/applications.pdf>



The licenses are classified as follows: Class I to sell new cars, Class II to sell new and used cars, and Class III to sell junk, car parts and/or vehicles that can no longer be driven.

2b. The application requires you receive approval from several other city departments:

▶ Visit the **City of Quincy Assessor’s Office** to clear the property of unpaid taxes. Obtain Assessor’s printout to be attached to the application.

 *Inspectional Services Department*  
*1585 Hancock Street, Suite 301*  
*Quincy, MA 02169*  
 *617-376-1450*

▶ Obtain sign-off from the **City of Quincy Inspectional Services Department**.

 *Assessor’s Office*  
*City Hall*  
*1305 Hancock Street*  
*Quincy, MA 02169*  
 *617-376-1174*



**DETAILED STEPS**

- ▶ Obtain inspection from the **City of Quincy Fire Department**.

✉ *Fire Department*  
 40 Quincy Avenue  
 Quincy, MA 02169  
 ☎ 617-376-1015

- ▶ After receiving the necessary sign-offs, return the original application and four copies to the License Commission. A hearing will be scheduled to review your application.

*Note:* If you plan to sell *used* cars, visit the City of Quincy License Commission to file an Application for a License to Buy, Sell, Exchange or Assemble Second Hand Motor Vehicles or Parts Thereof.

- 2c. Additional licenses are required through the **Massachusetts Division of Standards** if you plan to sell antifreeze or motor fuel and/or lubricating oil.

✉ *Massachusetts Division of Standards*  
 One Ashburton Place, Room 115  
 Boston, MA 02108  
 ☎ 617-727-3480



<http://www.state.ma.us/standards/index.htm>

The Antifreeze Permit Application and the Application for License to Sell at Retail Motor Fuel and/or Lubricating Oil can be downloaded from the website:



<http://www.state.ma.us/standards/license.htm>

You can also call the Division of Standards at 617-727-3480 to request the applications be mailed to you. You will be instructed to leave a message with your name, address and the application you are requesting.

**LOCATION**

**3**

Choose a location for your business and draft a detailed floor plan. If you plan to make repairs or do renovations, the floor plan should show what the property will look like when the work has been completed. The floor plan need not be prepared professionally, but must show all planned furniture, doors, windows, equipment, plumbing and electrical outlets/equipment. Your name, home address, shop location address, and day and night telephone numbers must all be included with your floor plan.

*Note:* You should *NOT* purchase a property for business use or sign a lease until you have verified the following:

- Your business will be located in an appropriate zone. Request a zoning review from the Building Department of the City of Quincy Inspectional Services. If you need a zoning variance or licensing from the city licensing commission, verify that you will not be facing any community opposition. Try to set up a community meeting through the ward councilor.
- Your plans are in compliance with Historic Commission requirements, if applicable. The Historic Commission exercises control over facades and signs in historic districts.



## DETAILED STEPS

### ZONING AND PERMITTING

- 4** Visit the **Building Department** of the **City of Quincy Inspectional Services** to begin the process of obtaining a Building Permit and Occupancy Permit.

✉ *Building Department*  
*Inspectional Services*  
 1585 Hancock Street, Suite 301  
 Quincy, MA 02169  
 ☎ 617-376-1450

- 4a. Prepare a property-use proposal stating the property's existing use and contain a brief description of the business you wish to open, anticipated hours of operation, number of employees, services provided and location. Submit the proposal to a building inspector who will run a zoning check to determine whether your location is properly zoned for your business. (Office hours: 7:00 am-10:00 am.)
- 4b. File a Building Permit Application with the Building Department of the City of Quincy Inspectional Services. If you plan to make renovations to the property, a licensed contractor must supervise any renovations being made. The permit application requires the contact information and license number of the licensed contractor.

*Note:* If you are not making any renovations to the property, you must still file a Building Permit Application. The application will be used to declare a change of occupancy at the property. If you are not making renovations, submit the Building Permit Application and skip to Step 4c.

Submit your floor plan (as prepared in Step 3) and the completed Building Permit Application to the Building Department. A building inspector will review your Building Permit Application. If approved, your application will be returned with further instructions from the inspector. You may be required to receive approval for the renovations from any or all of the following city departments:

- Fire Department
- Wire Department
- Plumbing Department
- Department of Public Works - Engineering Division and/or Water & Sewer Division
- Traffic Engineer
- Health Department

*Note:* If the building in which you operate your business or the building that houses your business's tenant space exceeds 35,000 cubic feet, you will be required to hire a licensed design professional to supervise the work being done. Before a Building Permit will be issued, the licensed design professional will need to file a Controlled Construction Affidavit with the Building Department of the City of Quincy Inspectional Services stating that he/she will supervise the renovations.



## DETAILED STEPS

---

- 4c. After renovations have been completed at the property, you will need to file an Occupancy Permit application with the Building Department. You may be required to receive approval of the work that has been performed from any or all of the following city departments:
  - Fire Department
  - Wire Department
  - Plumbing Department
  - Department of Public Works - Engineering Division and/or Water & Sewer Division
  - Traffic Engineer
  - Health Department
- 4d. After final approval from a building inspector and the Inspectional Services Director is given, the Occupancy Permit will be issued for the property.

*Note:* If the building in which you operate your business or the building that houses your business' tenant space exceeds 35,000 cubic feet, you will need to present a Final Affidavit from both the licensed design professional who supervised the work and the licensed contractor who performed the renovations in order to receive the Occupancy Permit. The Final Affidavit forms are filed through the Building Department.

## BUSINESS CERTIFICATE

---

- 5 You must file with the **Quincy City Clerk** for a Business Certificate (d/b/a).

✉ *City Clerk*  
*City Hall*  
*1305 Hancock Street*  
*Quincy, MA 02169*  
 ☎ *617-376-1131*

- 5a. After filling out the application, have it notarized at the City Clerk's office. Submit the completed form with a check or money order for the filing fee of \$25 to the Quincy City Clerk.

## TAXES

---

- 6 Visit the **City of Quincy Assessor's Office** to file a Form of List. A Form of List is used to document the property owned by your business, so that it may be assessed and taxed by the city.

✉ *Assessor's Office*  
*City Hall*  
*1305 Hancock Street*  
*Quincy, MA 02169*  
 ☎ *617-376-1174*

## DETAILED STEPS

7

If you intend to operate a business in the City of Quincy, you must file tax forms with the **Massachusetts Department of Revenue (DOR)**. Most sole proprietors should file a *Schedule C* form with their income taxes. If you plan to sell tangible goods, you must file a *Form TA-1* to pay Massachusetts state sales tax.

✉ *Massachusetts Department of Revenue*  
*Hurley Building*  
*19 Staniford Street*  
*Boston, MA 02114*  
 ☎ *617-887-MDOR(6367)*  
*1-800-392-6089*



<http://www.dor.state.ma.us>

- 7a. Call the Massachusetts DOR at 617-887-MDOR(6367) or toll-free in Massachusetts at 1-800-392-6089 to request that the forms be mailed. The Mass DOR website includes an Online Forms Index. You can download the forms and browse the instructions for filing them.



<http://www.dor.state.ma.us/forms/formlist.htm>

- 7b. When you have completed the forms, either mail the printed forms or file online as indicated. If you file *Form TA-1*, you will receive a Massachusetts Sales Tax Registration Number.
- 7c. You should call the Department of Revenue's Customer Service Bureau at 617-887-6367 or toll-free in Massachusetts at 1-800-392-6089 to ensure you are in full compliance with the law.

8

If you intend to operate a business in the City of Quincy, you must file all necessary tax forms with the **Internal Revenue Service (IRS)**. Once you file the necessary forms, the IRS will give you a federal tax identification number. As a sole proprietor, your tax identification can be your social security number. The IRS will provide further instructions on compliance with federal regulations.

✉ *Internal Revenue Service*  
*1250 Hancock Street*  
*Quincy, MA 02169*  
 ☎ *617-471-0040\**

\* This phone number is answered by a pre-recorded message. Call this IRS office to leave a message requesting an appointment. Your call will be returned within two business days. To speak to an IRS representative and get tax help by phone, call 1-800-829-1040.



<http://www.irs.gov>





# CHECKLIST

---

## BUSINESS PLAN

---

- 1 Draft a business plan

## LOCATION

---

- 2 Choose a location and draft a detailed floor plan

## LICENSING AND FOOD SAFETY CERTIFICATION

---

- 3 Obtain all necessary licenses and certifications
  - Visit the **City of Quincy License Commission** to file for a Common Victuallers License
  - Become a certified Food Safety Manager, if applicable
  - Visit the **City of Quincy Fire Department** to obtain appropriate permits

## ZONING AND PERMITTING

---

- 4 Visit the **Building Department** of the **City of Quincy Inspectional Services**
  - Submit property-use proposal and complete zoning approval
  - File Application for Building Permit and obtain department sign-offs
  - Receive Building Permit
  - File Occupancy Permit application and obtain department sign-offs
  - Receive Occupancy Permit

## BUSINESS CERTIFICATE

---

- 5 Visit the **Quincy City Clerk**
  - File for a City of Quincy business certificate (d/b/a)
  - Submit notarized form with filing fee (business check or money order)

## TAXES

---

- 6 Visit the **City of Quincy Assessor’s Office**
  - File a Form of List

✓ CHECKLIST

- ❑ 7 Contact the **Massachusetts Department of Revenue**
  - ❑ File Massachusetts state tax forms for your business
  - ❑ Get a Sales Tax Registration Number and Certificate, if applicable
- ❑ 8 Call the **Internal Revenue Office** in Quincy to schedule an appointment
  - ❑ File federal tax forms for your business
  - ❑ Get a federal tax identification number

**FOOD ESTABLISHMENT PERMIT**

- ❑ 9 Obtain Permit to Operate a Food Establishment from the **City of Quincy Health Department**





# DETAILED STEPS

## BUSINESS PLAN

**1** Draft a business plan. If you are not a certified Food Safety Manager or will not be prior to opening your business, then you must have one full-time employee who is certified as a Food Safety Manager. This guide contains instructions for sole proprietors only. Additional steps are required if you plan to hire other individuals. For more information, visit the **Massachusetts Department of Business and Technology** website.



<http://www.mass.gov/portal/index.jsp?pageID=agcc&agid=ded&agca=businessassistance&agcc=businessplan&s=0&=>

## LOCATION

**2** Select a location. A catering business must operate in a restaurant or other licensed commercial kitchen. A catering business cannot be operated from a residential kitchen.

*Note:* Catering businesses also have the opportunity to rent commercial kitchens, which may be less costly. You still need to follow all of the licensing and permitting requirements. Some social clubs rent their commercial kitchens for this purpose.

2a. If you are changing use of the property you must have a detailed site plan prepared professionally. If you plan to make repairs or do renovations, the floor plan should show the existing and proposed conditions of the property. The site plan must show all planned furniture, doors, windows, equipment, plumbing and electrical outlets/equipment, sinks, food preparation area, wall, floor and ceiling coverings, storage areas, and dumpster locations. Your name, home address, shop location address, and day and night telephone numbers must all be included with your site plan.

*Note:* You should *NOT* purchase a property for business use or sign a lease until you have verified the following:

- Your business will be located in an appropriate zone. Request a zoning review from the Building Department of the City of Quincy Inspectional Services. If you need a zoning variance or licensing from the city licensing commission, verify that you will not be facing any community opposition. Try to set up a community meeting through the ward councilor.
- Your plans are in compliance with Historic Commission requirements, if applicable. The Historic Commission exercises control over facades and signs in historic districts.

## LICENSING AND FOOD SAFETY CERTIFICATION

**3** Obtain all necessary licenses and certifications

3a. A Common Victualer license is required from the **City of Quincy License Commission** for any business such as catering that serves or sells prepared foods.

.  
. .  
. . .  
. . . .  
. . . . .



DETAILED STEPS

✉ *License Commission*  
 City Hall  
 1305 Hancock Street  
 Quincy, MA 02169  
 ☎ 617-376-1134

Visit the City of Quincy License Commission to file an application for a Common Victualer license. The license application is also available online:



<http://www.scstest.com/quincy/pdf/applications.pdf>

3b. The application requires you receive approval from several other city departments:

- Obtain sign-off from the **City of Quincy Inspectional Services Department**.

✉ *Inspectional Services Department*  
 1585 Hancock Street, Suite 301  
 Quincy, MA 02169  
 ☎ 617-376-1450

- Visit the **City of Quincy Assessor’s Office** to clear the property of unpaid taxes. Obtain Assessor’s printout to be attached to the application.

✉ *Assessor’s Office*  
 City Hall  
 1305 Hancock Street  
 Quincy, MA 02169  
 ☎ 617-376-1174

- Obtain inspection from the **City of Quincy Fire Department**.

✉ *Fire Department*  
 40 Quincy Avenue  
 Quincy, MA 02169  
 ☎ 617-376-1015

*Note:* Operating a catering business may require you to obtain an Ansul Systems Permit, if your cooking equipment produces smoke, and a Candle Permit, if you plan to use candles at any of the functions you will cater. You must file for a separate candle permit for each function. These are obtained from the City of Quincy Fire Department. Be sure to call or visit the Fire Department to ensure you are in full compliance with the law.

3c. In order to start a catering business in Quincy, you will need to work closely with the **City of Quincy Health Department**. To receive the Health Department’s sign-off for the Common Victualer license application, first visit the Health Department. You will be told the exact steps you need to take to obtain the Health Department’s approval and open your business. Request a copy of the Quincy Health Department Plan Review Requirements for Food Establishment. This document will help guide you through the specific regulations of the Health Department.



## DETAILED STEPS

- 3d In order to receive approval from the Health Department, you will most likely be asked to present a professionally prepared site plan as described in Step 2. You should request that an inspector visit the location of your business to receive recommendations on meeting regulations and successfully preparing an adequate site plan.
- 3e. Once a Health Department inspector has visited your place of business and you are comfortable with the plan for your business location, submit your site plan to the Health Department. Upon approval of the site plan, receive the Health Department’s sign-off on the Common Victualer license application.
- 3f. Return the completed application and four copies to the City of Quincy License Commission. A hearing will be scheduled to review your application. Upon approval, you will need to pay the \$100 application fee. You will then be issued a Common Victualer license, which must be posted publicly in your place of business.
- 3g. If you do not plan to hire an employee who is a certified Food Safety Manager, then you must be a certified Food Safety Manager to operate a catering business. Certification is obtained through ServSafe courses offered throughout the area. Call the City of Quincy Health Department at 617-376-1270 to request a listing of courses being offered.

## ZONING AND PERMITTING

### 4

Visit the **Building Department** of the **City of Quincy Inspectional Services** to begin the process of obtaining a Building Permit and Occupancy Permit.

✉ *Building Department*  
*Inspectional Services*  
 1585 Hancock Street, Suite 301  
 Quincy, MA 02169  
 ☎ 617-376-1450

- 4a. Prepare a property-use proposal stating the property’s existing use and contain a brief description of the business you wish to open, anticipated hours of operation, number of employees, services provided and location. Submit the proposal to a building inspector who will run a zoning check to determine whether your location is properly zoned for your business. (Office hours: 7:00 am-10:00 am.)
- 4b. File a Building Permit Application with the Building Department of the City of Quincy Inspectional Services. If you plan to make renovations to the property, a licensed contractor must supervise any renovations being made. The permit application requires the contact information and license number of the licensed contractor.

*Note:* If you are not making any renovations to the property, you must still file a Building Permit Application. The application will be used to declare a change of occupancy at the property. If you are not making renovations, submit the Building Permit Application and skip to Step 4c.



**DETAILED STEPS**

Submit your floor plan (as prepared in Step 3) and the completed Building Permit Application to the Building Department. A building inspector will review your Building Permit Application. If approved, your application will be returned with further instructions from the inspector. You may be required to receive approval for the renovations from any or all of the following city departments:

- Fire Department
- Wire Department
- Plumbing Department
- Department of Public Works - Engineering Division and/or Water & Sewer Division
- Traffic Engineer
- Health Department

*Note:* If the building in which you operate your business or the building that houses your business’s tenant space exceeds 35,000 cubic feet, you will be required to hire a licensed design professional to supervise the work being done. Before a Building Permit will be issued, the licensed design professional will need to file a Controlled Construction Affidavit with the Building Department of the City of Quincy Inspectional Services stating that he/she will supervise the renovations.



- 4c. After renovations have been completed at the property, you will need to file an Occupancy Permit application with the Building Department. You may be required to receive approval of the work that has been performed from any or all of the following city departments:
- Fire Department
  - Wire Department
  - Plumbing Department
  - Department of Public Works - Engineering Division and/or Water & Sewer Division
  - Traffic Engineer
  - Health Department

- 4d. After final approval from a building inspector and the Inspectional Services Director is given, the Occupancy Permit will be issued for the property.

*Note:* If the building in which you operate your business or the building that houses your business’ tenant space exceeds 35,000 cubic feet, you will need to present a Final Affidavit from both the licensed design professional who supervised the work and the licensed contractor who performed the renovations in order to receive the Occupancy Permit. The Final Affidavit forms are filed through the Building Department.

**BUSINESS CERTIFICATE**

- 5** You must file with the **Quincy City Clerk** for a Business Certificate (d/b/a).

 *City Clerk*  
*City Hall*  
*1305 Hancock Street*  
*Quincy, MA 02169*  
 *617-376-1131*





## DETAILED STEPS



- 5a. After filling out the application, have it notarized at the City Clerk’s office. Submit the completed form with a check or money order for the filing fee of \$25 to the Quincy City Clerk.

### TAXES

- 6 Visit the **City of Quincy Assessor’s Office** to file a Form of List. A Form of List is used to document the property owned by your business, so that it may be assessed and taxed by the city.

 *Assessor’s Office*  
*City Hall*  
*1305 Hancock Street*  
*Quincy, MA 02169*  
 *617-376-1174*

- 7 If you intend to operate a business in the City of Quincy, you must file tax forms with the **Massachusetts Department of Revenue (DOR)**. Most sole proprietors should file a *Schedule C* form with their income taxes. If you plan to sell tangible goods, you must file a *Form TA-1* to pay Massachusetts state sales tax.

 *Massachusetts Department of Revenue*  
*Hurley Building*  
*19 Staniford Street*  
*Boston, MA 02114*  
 *617-887-MDOR(6367)*  
*1-800-392-6089*

 <http://www.dor.state.ma.us>

- 7a. Call the Massachusetts DOR at 617-887-MDOR(6367) or toll-free in Massachusetts at 1-800-392-6089 to request that the forms be mailed. The Mass DOR website includes an Online Forms Index. You can download the forms and browse the instructions for filing them.

 <http://www.dor.state.ma.us/forms/formlist.htm>

- 7b. When you have completed the forms, either mail the printed forms or file online as indicated. If you file *Form TA-1*, you will receive a Massachusetts Sales Tax Registration Number.
- 7c. You should call the Department of Revenue’s Customer Service Bureau at 617-887-6367 or toll-free in Massachusetts at 1-800-392-6089 to ensure you are in full compliance with the law.





**DETAILED STEPS**

---

8

If you intend to operate a business in the City of Quincy, you must file all necessary tax forms with the **Internal Revenue Service (IRS)**. Once you file the necessary forms, the IRS will give you a federal tax identification number. As a sole proprietor, your tax identification can be your social security number. The IRS will provide further instructions on compliance with federal regulations.

 *Internal Revenue Service*  
 1250 Hancock Street  
 Quincy, MA 02169  
 617-471-0040\*

\* This phone number is answered by a pre-recorded message. Call this IRS office to leave a message requesting an appointment. Your call will be returned within two business days. To speak to an IRS representative and get tax help by phone, call 1-800-829-1040.



<http://www.irs.gov>

**FOOD ESTABLISHMENT PERMIT**

---

9

In order to open your business to the public, you will need a final inspection from the **City of Quincy Health Department**. In addition to inspecting your business location, an inspector will need to ensure that your vehicle and containers for your catering business meet the Health Department regulations

- 9a. After the City of Quincy Health Department has completed its inspection, you will be asked to complete an Application for Permit to Operate a Food Establishment. Submit the completed application form with the appropriate fee to the City of Quincy Health Department. You will then receive permission to start your catering service and a Permit to Operate a Food Establishment. The permit must be displayed publicly in your place of business.





# CHECKLIST

---

## BUSINESS PLAN

---

- 1 Draft a business plan

## LICENSING

---

- 2 There are no unique licensing requirements for operating a cleaning service, interior decorator business, sewing shop, or shoe repair shop

## LOCATION

---

- 3 Choose a location and draft a detailed floor plan

## ZONING AND PERMITTING

---

- 4 Visit the **Building Department** of the **City of Quincy Inspectional Services**
  - Submit property-use proposal and complete zoning approval
  - File Application for Building Permit and obtain department sign-offs
  - Receive Building Permit
  - File Occupancy Permit application and obtain department sign-offs
  - Receive Occupancy Permit

## BUSINESS CERTIFICATE

---

- 5 Visit the **Quincy City Clerk**
  - File for a City of Quincy business certificate (d/b/a)
  - Submit notarized form with filing fee (business check or money order)

## TAXES

---

- 6 Visit the **City of Quincy Assessor’s Office**
  - File a Form of List



C H E C K L I S T

- 7 Contact the **Massachusetts Department of Revenue**
  - File Massachusetts state tax forms for your business
  - Get a Sales Tax Registration Number and Certificate, if applicable
- 8 Call the **Internal Revenue Office** in Quincy to schedule an appointment
  - File federal tax forms for your business
  - Get a federal tax identification number





## DETAILED STEPS

---

### BUSINESS PLAN

---

- 1 Draft a business plan. This guide contains instructions for sole proprietors only. Additional steps are required if you plan to hire other individuals. For more information, visit the **Massachusetts Department of Business and Technology** website.



<http://www.mass.gov/portal/index.jsp?pageID=agcc&agid=ded&agca=businessassistance&agcc=businessplan&s=0&=>

### LICENSING

---

- 2 There are no unique licensing requirements for operating a cleaning service, interior decorating business, sewing shop, or shoe repair shop in Quincy.

### LOCATION

---

- 3 Choose a location and draft a detailed floor plan. If you plan to make repairs or do renovations, the floor plan should show what the property will look like when the work has been completed. The floor plan need not be prepared professionally, but must show all planned furniture, doors, windows, equipment, plumbing, and electrical outlets/equipment. Your name, home address, shop location address, and day and night telephone numbers must all be included with your floor plan.



*Note:* You should *NOT* purchase a property for business use or sign a lease until you have verified the following:

- Your business will be located in an appropriate zone. Request a zoning review from the Building Department of the City of Quincy Inspectional Services. If you need a zoning variance or licensing from the city licensing commission, verify that you will not be facing any community opposition. Try to set up a community meeting through the ward councilor.
- Your plans are in compliance with Historic Commission requirements, if applicable. The Historic Commission exercises control over facades and signs in historic districts.

### ZONING AND PERMITTING

---

- 4 Visit the **Building Department** of the **City of Quincy Inspectional Services** to begin the process of obtaining a Building Permit and Occupancy Permit.

 *Building Department*  
*Inspectional Services*  
*1585 Hancock Street, Suite 301*  
*Quincy, MA 02169*  
 *617-376-1450*



DETAILED STEPS

- 4a. Prepare a property-use proposal stating the property’s existing use and contain a brief description of the business you wish to open, anticipated hours of operation, number of employees, services provided and location. Submit the proposal to a building inspector who will run a zoning check to determine whether your location is properly zoned for your business. (Office hours: 7:00 am-10:00 am.)
- 4b. File a Building Permit Application with the Building Department of the City of Quincy Inspectional Services. If you plan to make renovations to the property, a licensed contractor must supervise any renovations being made. The permit application requires the contact information and license number of the licensed contractor.

*Note:* If you are not making any renovations to the property, you must still file a Building Permit Application. The application will be used to declare a change of occupancy at the property. If you are not making renovations, submit the Building Permit Application and skip to Step 4c.

Submit your floor plan (as prepared in Step 3) and the completed Building Permit Application to the Building Department. A building inspector will review your Building Permit Application. If approved, your application will be returned with further instructions from the inspector. You may be required to receive approval for the renovations from any or all of the following city departments:

- Fire Department
- Wire Department
- Plumbing Department
- Department of Public Works - Engineering Division and/or Water & Sewer Division
- Traffic Engineer
- Health Department

*Note:* If the building in which you operate your business or the building that houses your business’s tenant space exceeds 35,000 cubic feet, you will be required to hire a licensed design professional to supervise the work being done. Before a Building Permit will be issued, the licensed design professional will need to file a Controlled Construction Affidavit with the Building Department of the City of Quincy Inspectional Services stating that he/she will supervise the renovations.

- 4c. After renovations have been completed at the property, you will need to file an Occupancy Permit application with the Building Department. You may be required to receive approval of the work that has been performed from any or all of the following city departments:
  - Fire Department
  - Wire Department
  - Plumbing Department
  - Department of Public Works - Engineering Division and/or Water & Sewer Division
  - Traffic Engineer
  - Health Department

- 4d. After final approval from a building inspector and the Inspectional Services Director is given, the Occupancy Permit will be issued for the property.



## DETAILED STEPS

*Note:* If the building in which you operate your business or the building that houses your business' tenant space exceeds 35,000 cubic feet, you will need to present a Final Affidavit from both the licensed design professional who supervised the work and the licensed contractor who performed the renovations in order to receive the Occupancy Permit. The Final Affidavit forms are filed through the Building Department.

### BUSINESS CERTIFICATE

5

You must file with the **Quincy City Clerk** for a Business Certificate (d/b/a).

✉ *City Clerk*  
*City Hall*  
*1305 Hancock Street*  
*Quincy, MA 02169*  
 ☎ *617-376-1131*

5a. After filling out the application, have it notarized at the City Clerk's office. Submit the completed form with a check or money order for the filing fee of \$25 to the Quincy City Clerk.

### TAXES

6

Visit the **City of Quincy Assessor's Office** to file a Form of List. A Form of List is used to document the property owned by your business, so that it may be assessed and taxed by the city.

✉ *Assessor's Office*  
*City Hall*  
*1305 Hancock Street*  
*Quincy, MA 02169*  
 ☎ *617-376-1174*

7

If you intend to operate a business in the City of Quincy, you must file tax forms with the **Massachusetts Department of Revenue (DOR)**. Most sole proprietors should file a *Schedule C* form with their income taxes. If you plan to sell tangible goods, you must file a *Form TA-1* to pay Massachusetts state sales tax.

✉ *Massachusetts Department of Revenue*  
*Hurley Building*  
*19 Staniford Street*  
*Boston, MA 02114*  
 ☎ *617-887-MDOR(6367)*  
*1-800-392-6089*



<http://www.dor.state.ma.us>



**DETAILED STEPS**

---

- 7a. Call the Massachusetts DOR at 617-887-MDOR(6367) or toll-free in Massachusetts at 1-800-392-6089 to request that the forms be mailed. The Mass DOR website includes an Online Forms Index. You can download the forms and browse the instructions for filing them.



<http://www.dor.state.ma.us/forms/formlist.htm>

- 7b. When you have completed the forms, either mail the printed forms or file online as indicated. If you file *Form TA-1*, you will receive a Massachusetts Sales Tax Registration Number.
- 7c. You should call the Department of Revenue’s Customer Service Bureau at 617-887-6367 or toll-free in Massachusetts at 1-800-392-6089 to ensure you are in full compliance with the law.



If you intend to operate a business in the City of Quincy, you must file all necessary tax forms with the **Internal Revenue Service (IRS)**. Once you file the necessary forms, the IRS will give you a federal tax identification number. As a sole proprietor, your tax identification can be your social security number. The IRS will provide further instructions on compliance with federal regulations.

✉ *Internal Revenue Service*  
 1250 Hancock Street  
 Quincy, MA 02169  
 ☎ 617-471-0040\*

\* This phone number is answered by a pre-recorded message. Call this IRS office to leave a message requesting an appointment. Your call will be returned within two business days. To speak to an IRS representative and get tax help by phone, call 1-800-829-1040.



<http://www.irs.gov>

---



# CHECKLIST

---

## BUSINESS PLAN

---

- 1 Draft a business plan

## LICENSING

---

- 2 Obtain the appropriate license(s) or certificate(s)
  - If you plan to *grow* “woody plants” that are regulated by the **Massachusetts Department of Food and Agriculture**, obtain Massachusetts Department of Food and Agriculture Grower’s certificate
  - If you plan to *sell* “woody plants” that are regulated by the **Massachusetts Department of Food and Agriculture**, obtain Massachusetts Department of Food and Agriculture Agent’s certificate
  - If you plan to sell flowers on the sidewalk, obtain a Hawkers and Peddlers license from the **Massachusetts Division of Standards**

## LOCATION

---

- 3 Choose a location and draft a detailed floor plan

## ZONING AND PERMITTING

---

- 4 Visit the **Building Department** of the **City of Quincy Inspectional Services**
  - Submit property-use proposal and complete zoning approval
  - File Application for Building Permit and obtain department sign-offs
  - Receive Building Permit
  - File Occupancy Permit application and obtain department sign-offs
  - Receive Occupancy Permit

## BUSINESS CERTIFICATE

---

- 5 Visit the **Quincy City Clerk**
  - File for a City of Quincy business certificate (d/b/a)
  - Submit notarized form with filing fee (business check or money order)

✓ CHECKLIST

TAXES

- ❑ 6 Visit the **City of Quincy Assessor’s Office**
  - ❑ File a Form of List
- ❑ 7 Contact the **Massachusetts Department of Revenue**
  - ❑ File Massachusetts state tax forms for your business
  - ❑ Get a Sales Tax Registration Number and Certificate, if applicable
- ❑ 8 Call the **Internal Revenue Office** in Quincy to schedule an appointment
  - ❑ File federal tax forms for your business
  - ❑ Get a federal tax identification number





## DETAILED STEPS

### BUSINESS PLAN

# 1

Draft a business plan. This guide contains instructions for sole proprietors only. Additional steps are required if you plan to hire other individuals. For more information, visit the **Massachusetts Department of Business and Technology** website.





<http://www.mass.gov/portal/index.jsp?pageID=agcc&agid=ded&agca=businessassistance&agcc=businessplan&s=0&=>

### LICENSING

# 2

Obtain the appropriate license(s) or certificate(s).

- 2a. If you plan to *grow* “woody plants” such as rose bushes, shrubs, trees, household plants, rhododendrons, etc., you will need a grower’s certificate from the **Massachusetts Department of Food and Agriculture**. Cut flowers and annuals are not regulated.

 *Massachusetts Department of Food and Agriculture*  
251 Causeway Street, #500  
Boston, MA 02114  
 617-626-1700



<http://www.state.ma.us/dfa>

- 2b. If you plan to *sell* regulated “woody plants,” you will need an agent’s license from the Massachusetts Department of Food and Agriculture.
- Call the Massachusetts Department of Food and Agriculture, Bureau of Farm Products and Plant Industries at 617-626-1801 to request an Agent’s License application to be mailed.
- 2c. If you plan to sell flowers on the sidewalk, you will need a Hawkers and Peddlers License from the **Massachusetts Division of Standards**.

 *Massachusetts Division of Standards*  
One Ashburton Place, Room 115  
Boston, MA 02108  
 617-727-3480



<http://www.state.ma.us/standards/index.htm>

You can download the application for a Hawkers and Peddlers License from the Division of Standards website.



<http://www.state.ma.us/standards/HP-renewal-form-2002.pdf>

Information on filing the application can also be viewed at the following website.



<http://www.state.ma.us/standards/hp-inst.htm>



## DETAILED STEPS

---

Instructions for completing the application are as follows:

- Fill out the requested information on the application.
- Take the completed application to the **City of Quincy Police Department** and have the Chief of Police sign the Certificate of Character section of the application as required by state law.

✉ *Police Department*  
*1 Sea Street*  
*Quincy, MA 02169*  
 ☎ *617-479-1212*

- Return your application with filing fee of \$62 to the Director of Standards. A certified/registered check or money order may be mailed or the fee may be paid in person with cash. Do not mail cash.

✉ *Massachusetts Division of Standards*  
*One Ashburton Place, Room 115*  
*Boston, MA 02108*

## LOCATION

---

3

Choose a location for your business and draft a detailed floor plan. If you plan to make repairs or do renovations, the floor plan should show what the property will look like when the work has been completed. The floor plan need not be prepared professionally, but must show all planned furniture, doors, windows, equipment, plumbing, and electrical outlets/equipment. Your name, home address, shop location address, and day and night telephone numbers must all be included with your floor plan.

*Note:* You should *NOT* purchase a property for business use or sign a lease until you have verified the following:

- Your business will be located in an appropriate zone. Request a zoning review from the Building Department of the City of Quincy Inspectional Services. If you need a zoning variance or licensing from the city licensing commission, verify that you will not be facing any community opposition. Try to set up a community meeting through the ward councilor.
- Your plans are in compliance with Historic Commission requirements, if applicable. The Historic Commission exercises control over facades and signs in historic districts.

## ZONING AND PERMITTING

---

4

Visit the **Building Department** of the **City of Quincy Inspectional Services** to begin the process of obtaining a Building Permit and Occupancy Permit.

✉ *Building Department*  
*Inspectional Services*  
*1585 Hancock Street, Suite 301*  
*Quincy, MA 02169*  
 ☎ *617-376-1450*



**DETAILED STEPS**

4a. Prepare a property-use proposal stating the property’s existing use and contain a brief description of the business you wish to open, anticipated hours of operation, number of employees, services provided and location. Submit the proposal to a building inspector who will run a zoning check to determine whether your location is properly zoned for your business. (Office hours: 7:00 am-10:00 am.)

4b. File a Building Permit Application with the Building Department of the City of Quincy Inspectional Services. If you plan to make renovations to the property, a licensed contractor must supervise any renovations being made. The permit application requires the contact information and license number of the licensed contractor.

*Note:* If you are not making any renovations to the property, you must still file a Building Permit Application. The application will be used to declare a change of occupancy at the property. If you are not making renovations, submit the Building Permit Application and skip to Step 4c.

Submit your floor plan (as prepared in Step 3) and the completed Building Permit Application to the Building Department. A building inspector will review your Building Permit Application. If approved, your application will be returned with further instructions from the inspector. You may be required to receive approval for the renovations from any or all of the following city departments:

- Fire Department
- Wire Department
- Plumbing Department
- Department of Public Works - Engineering Division and/or Water & Sewer Division
- Traffic Engineer
- Health Department

*Note:* If the building in which you operate your business or the building that houses your business’s tenant space exceeds 35,000 cubic feet, you will be required to hire a licensed design professional to supervise the work being done. Before a Building Permit will be issued, the licensed design professional will need to file a Controlled Construction Affidavit with the Building Department of the City of Quincy Inspectional Services stating that he/she will supervise the renovations.

4c. After renovations have been completed at the property, you will need to file an Occupancy Permit application with the Building Department. You may be required to receive approval of the work that has been performed from any or all of the following city departments:

- Fire Department
- Wire Department
- Plumbing Department
- Department of Public Works - Engineering Division and/or Water & Sewer Division
- Traffic Engineer
- Health Department

4d. After final approval from a building inspector and the Inspectional Services Director is given, the Occupancy Permit will be issued for the property.

.....



# DETAILED STEPS

*Note:* If the building in which you operate your business or the building that houses your business' tenant space exceeds 35,000 cubic feet, you will need to present a Final Affidavit from both the licensed design professional who supervised the work and the licensed contractor who performed the renovations in order to receive the Occupancy Permit. The Final Affidavit forms are filed through the Building Department.

## BUSINESS CERTIFICATE

5

You must file with the **Quincy City Clerk** for a Business Certificate (d/b/a).

✉ *City Clerk*  
*City Hall*  
*1305 Hancock Street*  
*Quincy, MA 02169*  
☎ *617-376-1131*

5a. After filling out the application, have it notarized at the City Clerk's office. Submit the completed form with a check or money order for the filing fee of \$25 to the Quincy City Clerk.

## TAXES

6

Visit the **City of Quincy Assessor's Office** to file a Form of List. A Form of List is used to document the property owned by your business, so that it may be assessed and taxed by the city.

✉ *Assessor's Office*  
*City Hall*  
*1305 Hancock Street*  
*Quincy, MA 02169*  
☎ *617-376-1174*

7

If you intend to operate a business in the City of Quincy, you must file tax forms with the **Massachusetts Department of Revenue (DOR)**. Most sole proprietors should file a *Schedule C* form with their income taxes. If you plan to sell tangible goods, you must file a *Form TA-1* to pay Massachusetts state sales tax.

✉ *Massachusetts Department of Revenue*  
*Hurley Building*  
*19 Staniford Street*  
*Boston, MA 02114*  
☎ *617-887-MDOR(6367)*  
*1-800-392-6089*



<http://www.dor.state.ma.us>



## DETAILED STEPS

---

- 7a. Call the Massachusetts DOR at 617-887-MDOR(6367) or toll-free in Massachusetts at 1-800-392-6089 to request that the forms be mailed. The Mass DOR website includes an Online Forms Index. You can download the forms and browse the instructions for filing them.





<http://www.dor.state.ma.us/forms/formlist.htm>

- 7b. When you have completed the forms, either mail the printed forms or file online as indicated. If you file *Form TA-1*, you will receive a Massachusetts Sales Tax Registration Number.
- 7c. You should call the Department of Revenue's Customer Service Bureau at 617-887-6367 or toll-free in Massachusetts at 1-800-392-6089 to ensure you are in full compliance with the law.

## 8

If you intend to operate a business in the City of Quincy, you must file all necessary tax forms with the **Internal Revenue Service (IRS)**. Once you file the necessary forms, the IRS will give you a federal tax identification number. As a sole proprietor, your tax identification can be your social security number. The IRS will provide further instructions on compliance with federal regulations.

 *Internal Revenue Service*  
*1250 Hancock Street*  
*Quincy, MA 02169*  
 *617-471-0040\**

\* This phone number is answered by a pre-recorded message. Call this IRS office to leave a message requesting an appointment. Your call will be returned within two business days. To speak to an IRS representative and get tax help by phone, call 1-800-829-1040.



<http://www.irs.gov>

---





# CHECKLIST

---

## BUSINESS PLAN

---

- 1 Draft a business plan

## LICENSING

---

- 2 Become a registered Home Improvement Contractor

## LOCATION

---

- 3 Choose a location and draft a detailed floor plan

## ZONING AND PERMITTING

---

- 4 Visit the **Building Department** of the **City of Quincy Inspectional Services**
  - Submit property-use proposal and complete zoning approval
  - File Application for Building Permit and obtain department sign-offs
  - Receive Building Permit
  - File Occupancy Permit application and obtain department sign-offs
  - Receive Occupancy Permit

## BUSINESS CERTIFICATE

---

- 5 Visit the **Quincy City Clerk**
  - File for a City of Quincy business certificate (d/b/a)
  - Submit notarized form with filing fee (business check or money order)

## TAXES

---


- 6 Visit the **City of Quincy Assessor’s Office**
  - File a Form of List
- 7 Contact the **Massachusetts Department of Revenue**
  - File Massachusetts state tax forms for your business
  - Get a Sales Tax Registration Number and Certificate, if applicable

# ✓ CHECKLIST

---

- ❑ 8 Call the **Internal Revenue Office** in Quincy to schedule an appointment
  - ❑ File federal tax forms for your business
  - ❑ Get a federal tax identification number





# DETAILED STEPS

## BUSINESS PLAN

1

Draft a business plan. This guide contains instructions for sole proprietors only. Additional steps are required if you plan to hire other individuals. For more information, visit the **Massachusetts Department of Business and Technology** website.



<http://www.mass.gov/portal/index.jsp?pageID=agcc&agid=ded&agca=businessassistance&agcc=businessplan&s=0&=>

## LICENSING

2

If you plan to do residential contracting, you must register with the **Massachusetts Home Improvement Contractor Program**.

✉ *Massachusetts Home Improvement Contractor Registration Program  
State Board of Building Regulations and Standards  
One Ashburton Place, Room 1301  
Boston, MA  
☎ 617- 727-3200, x 25205*



<http://www.state.ma.us/homeimprovement>

- 2a. You can call the Home Improvement Contractor Program office at 617-727-8598 to request the Application for Registration as a Home Improvement Contractor, or it can be downloaded from the Home Improvement Contractor Program website.



<http://www.state.ma.us/bbrs/hicapplication.pdf>

The fee for registration is structured in two parts:

- You must pay a \$100 registration fee. This fee does not apply to licensed construction supervisors or registered individual motor vehicle repair shops in good standing.
  - As a sole proprietor, you must submit a mandatory donation of \$100 to the Guaranty Fund. No one is exempt from this contribution.
- 2b. Return the completed application along with two separate certified checks or money orders for the registration fee and Guaranty Fund contribution to the Director of Contractor Registration.

✉ *Director, Contractor Registration  
State Board of Building Regulations and Standards  
One Ashburton Place, Room 1301  
Boston, MA 02108*

The Home Improvement Contractor Program outlines who is required to register:

- Any persons, individuals or proprietorships who solicit, bid on, or perform residential contracting as a contractor or subcontractor on an existing one- to -four-unit owner-occupied residential building in Massachusetts.

.....



DETAILED STEPS

The work covered by the Home Improvement Contractor Program includes the following types of residential contracting as state law dictates:

- Residential contracting is defined as “the reconstruction, alteration, renovation, repair, modernization, conversion, improvement, removal, demolition or construction of an addition to any pre-existing building containing at least one but not more than four dwelling units, which building thereof is used or designed to be used as a residence or dwelling unit, or to structures which are adjacent to such residence or building.”

The Home Improvement Contractor Program exempts the following from the requirement to register:

- Workers who work for a contractor or subcontractor for a wage
- All licensed professionals or tradesmen who take an exam as a condition of their licensure when they are working within the scope of their license, such as architects, electricians, plumbers but NOT construction supervisors licensed by the Board of Building Regulations and Standards
- The Commonwealth or its subdivisions
- Schools offering vocational education courses or training in home construction or improvement
- Owners doing their own renovations
- Persons who perform any bona-fide single job costing \$500 or under
- Part time contractors or subcontractors whose gross revenue in the previous 12 months was less than \$5,000
- Persons enrolled as full time students for last and next academic term and 2/3 of whose employees are so enrolled and whose gross revenue is anticipated to be or has been under \$5,000
- Persons who install central heating, A/C systems, energy conservation devices, provide conservation services on behalf of a public utility, landscaping, interior painting, paper hanging, finished floor covering, tile, fencing, free standing masonry walls, above-ground swimming pools, shutters, awnings, patios, and driveways

Thus, if you plan to do residential contracting that includes but is not limited to carpentry, roofing, siding, and/or window work, then you must register as a Home Improvement Contractor. For more information, refer to the Home Improvement Contractor Program website.

*Note:* Home Improvement Contractor Registration does not permit you to act as a licensed tradesman such as a plumber or electrician. As stated, if you are already a licensed tradesman, you are exempt from the Home Improvement Contractor Program. If you intend to become a licensed plumber or electrician, refer to the **Massachusetts Division of Professional Licensure**.

✉ *Massachusetts Division of Professional Licensure*  
 239 Causeway Street, Suite 500  
 Boston, MA 02114

- *Board of State Examiners of Plumbers & Gasfitters*  
 617-727-9952  
<http://www.state.ma.us/reg/boards/pl>
- *Board of State Examiners of Electricians*  
 617-727-9931  
<http://www.state.ma.us/reg/boards/el>



## DETAILED STEPS

### LOCATION

3

Choose a location for your business and draft a detailed floor plan. If you plan to make repairs or do renovations, the floor plan should show what the property will look like when the work has been completed. The floor plan need not be prepared professionally, but must show all planned furniture, doors, windows, equipment, plumbing and electrical outlets/equipment. Your name, home address, business location address, and day and night telephone numbers must all be included with your floor plan.

*Note:* You should **NOT** purchase a property for business use or sign a lease until you have verified the following:

- Your business will be located in an appropriate zone. Request a zoning review from the Building Department of the City of Quincy Inspectional Services. If you need a zoning variance or licensing from the city licensing commission, verify that you will not be facing any community opposition. Try to set up a community meeting through the ward councilor.
- Your plans are in compliance with Historic Commission requirements, if applicable. The Historic Commission exercises control over facades and signs in historic districts.

### ZONING AND PERMITTING

4

Visit the **Building Department** of the **City of Quincy Inspectional Services** to begin the process of obtaining a Building Permit and Occupancy Permit.

✉ *Building Department*  
*Inspectional Services*  
 1585 Hancock Street, Suite 301  
 Quincy, MA 02169  
 ☎ 617-376-1450

- 4a. Prepare a property-use proposal stating the property’s existing use and contain a brief description of the business you wish to open, anticipated hours of operation, number of employees, services provided and location. Submit the proposal to a building inspector who will run a zoning check to determine whether your location is properly zoned for your business. (Office hours: 7:00 am-10:00 am.)
- 4b. File a Building Permit Application with the Building Department of the City of Quincy Inspectional Services. If you plan to make renovations to the property, a licensed contractor must supervise any renovations being made. The permit application requires the contact information and license number of the licensed contractor.

*Note:* If you are not making any renovations to the property, you must still file a Building Permit Application. The application will be used to declare a change of occupancy at the property. If you are not making renovations, submit the Building Permit Application and skip to Step 4c.



DETAILED STEPS

Submit your floor plan (as prepared in Step 3) and the completed Building Permit Application to the Building Department. A building inspector will review your Building Permit Application. If approved, your application will be returned with further instructions from the inspector. You may be required to receive approval for the renovations from any or all of the following city departments:

- Fire Department
- Wire Department
- Plumbing Department
- Department of Public Works - Engineering Division and/or Water & Sewer Division
- Traffic Engineer
- Health Department

*Note:* If the building in which you operate your business or the building that houses your business’s tenant space exceeds 35,000 cubic feet, you will be required to hire a licensed design professional to supervise the work being done. Before a Building Permit will be issued, the licensed design professional will need to file a Controlled Construction Affidavit with the Building Department of the City of Quincy Inspectional Services stating that he/she will supervise the renovations.

4c. After renovations have been completed at the property, you will need to file an Occupancy Permit application with the Building Department. You may be required to receive approval of the work that has been performed from any or all of the following city departments:

- Fire Department
- Wire Department
- Plumbing Department
- Department of Public Works - Engineering Division and/or Water & Sewer Division
- Traffic Engineer
- Health Department

4d. After final approval from a building inspector and the Inspectional Services Director is given, the Occupancy Permit will be issued for the property.

*Note:* If the building in which you operate your business or the building that houses your business’ tenant space exceeds 35,000 cubic feet, you will need to present a Final Affidavit from both the licensed design professional who supervised the work and the licensed contractor who performed the renovations in order to receive the Occupancy Permit. The Final Affidavit forms are filed through the Building Department.

BUSINESS CERTIFICATE

5 You must file with the **Quincy City Clerk** for a Business Certificate (d/b/a).

✉ *City Clerk*  
*City Hall*  
*1305 Hancock Street*  
*Quincy, MA 02169*  
☎ *617-376-1131*





## DETAILED STEPS

- 5a. After filling out the application, have it notarized at the City Clerk’s office. Submit the completed form with a check or money order for the filing fee of \$25 to the Quincy City Clerk.

### TAXES

- 6 Visit the **City of Quincy Assessor’s Office** to file a Form of List. A Form of List is used to document the property owned by your business, so that it may be assessed and taxed by the city.

 *Assessor’s Office*  
*City Hall*  
*1305 Hancock Street*  
*Quincy, MA 02169*  
 *617-376-1174*

- 7 If you intend to operate a business in the City of Quincy, you must file tax forms with the **Massachusetts Department of Revenue (DOR)**. Most sole proprietors should file a *Schedule C* form with their income taxes. If you plan to sell tangible goods, you must file a *Form TA-1* to pay Massachusetts state sales tax.

 *Massachusetts Department of Revenue*  
*Hurley Building*  
*19 Staniford Street*  
*Boston, MA 02114*  
 *617-887-MDOR(6367)*  
*1-800-392-6089*

 <http://www.dor.state.ma.us>

- 7a. Call the Massachusetts DOR at 617-887-MDOR(6367) or toll-free in Massachusetts at 1-800-392-6089 to request that the forms be mailed. The Mass DOR website includes an Online Forms Index. You can download the forms and browse the instructions for filing them.

 <http://www.dor.state.ma.us/forms/formlist.htm>

- 7b. When you have completed the forms, either mail the printed forms or file online as indicated. If you file *Form TA-1*, you will receive a Massachusetts Sales Tax Registration Number.
- 7c. You should call the Department of Revenue’s Customer Service Bureau at 617-887-6367 or toll-free in Massachusetts at 1-800-392-6089 to ensure you are in full compliance with the law.





## DETAILED STEPS

---

8

If you intend to operate a business in the City of Quincy, you must file all necessary tax forms with the **Internal Revenue Service (IRS)**. Once you file the necessary forms, the IRS will give you a federal tax identification number. As a sole proprietor, your tax identification can be your social security number. The IRS will provide further instructions on compliance with federal regulations.

 *Internal Revenue Service*  
1250 Hancock Street  
Quincy, MA 02169  
 617-471-0040\*

\* This phone number is answered by a pre-recorded message. Call this IRS office to leave a message requesting an appointment. Your call will be returned within two business days. To speak to an IRS representative and get tax help by phone, call 1-800-829-1040.



<http://www.irs.gov>

---



# CHECKLIST

---

## BUSINESS PLAN

---

- 1 Draft a business plan

## LICENSING

---

- 2 There are no unique licensing requirements for operating a landscaping business

## LOCATION

---

- 3 Choose a location and draft a detailed floor plan

## ZONING AND PERMITTING

---

- 4 Visit the **Building Department** of the **City of Quincy Inspectional Services**
  - Submit property-use proposal and complete zoning approval
  - File Application for Building Permit and obtain department sign-offs
  - Receive Building Permit
  - File Occupancy Permit application and obtain department sign-offs
  - Receive Occupancy Permit

## BUSINESS CERTIFICATE

---

- 5 Visit the **Quincy City Clerk**
  - File for a City of Quincy business certificate (d/b/a)
  - Submit notarized form with filing fee (business check or money order)

## TAXES

---

- 6 Visit the **City of Quincy Assessor’s Office**
  - File a Form of List
- 7 Contact the **Massachusetts Department of Revenue**
  - File Massachusetts state tax forms for your business
  - Get a Sales Tax Registration Number and Certificate, if applicable

# ✓ CHECKLIST

---

- ❑ 8 Call the **Internal Revenue Office** in Quincy to schedule an appointment
  - ❑ File federal tax forms for your business
  - ❑ Get a federal tax identification number



# DETAILED STEPS

## BUSINESS PLAN

1

Draft a business plan. This guide contains instructions for starting a landscaping business that includes such activities as lawn and garden maintenance. Other professional services such as land development, preservation, engineering and surveying are defined as Landscape Architecture. This guide does not contain instructions for becoming a licensed Landscape Architect. Please refer to the **Board of Registration of Landscape Architects, Massachusetts Division of Professional Licensure** for more information.

✉ *Board of Registration of Landscape Architects*  
*Massachusetts Division of Professional Licensure*  
 239 Causeway Street, Suite 500  
 Boston, MA 02114  
 ☎ 617-727-3072



<http://www.state.ma.us/reg/boards/la/default.htm>

- 1a. This guide also contains instructions for sole proprietors only. Additional steps are required if you plan to hire other individuals. For more information, visit the **Massachusetts Department of Business and Technology** website.



<http://www.mass.gov/portal/index.jsp?pageID=agcc&agid=ded&agca=businessassistance&agcc=businessplan&s=0&=>

## LICENSING

2

There are no unique licensing requirements to start a landscaping business in Quincy.

## LOCATION

3

Choose a location for your business and draft a detailed floor plan. If you plan to make repairs or do renovations, the floor plan should show what the property will look like when the work has been completed. The floor plan need not be prepared professionally, but must show all planned furniture, doors, windows, equipment, plumbing and electrical outlets/equipment. Your name, home address, shop location address, and day and night telephone numbers must all be included with your floor plan.

*Note:* You should **NOT** purchase a property for business use or sign a lease until you have verified the following:

- Your business will be located in an appropriate zone. Request a zoning review from the Building Department of the City of Quincy Inspectional Services. If you need a zoning variance or licensing from the city licensing commission, verify that you will not be facing any community opposition. Try to set up a community meeting through the ward councilor.
- Your plans are in compliance with Historic Commission requirements, if applicable. The Historic Commission exercises control over facades and signs in historic districts.



## DETAILED STEPS

### ZONING AND PERMITTING

- 4 Visit the **Building Department** of the **City of Quincy Inspectional Services** to begin the process of obtaining a Building Permit and Occupancy Permit.

✉ *Building Department  
Inspectional Services  
1585 Hancock Street, Suite 301  
Quincy, MA 02169*  
☎ *617-376-1450*

- 4a. Prepare a property-use proposal stating the property’s existing use and contain a brief description of the business you wish to open, anticipated hours of operation, number of employees, services provided and location. Submit the proposal to a building inspector who will run a zoning check to determine whether your location is properly zoned for your business. (Office hours: 7:00 am-10:00 am.)
- 4b. File a Building Permit Application with the Building Department of the City of Quincy Inspectional Services. If you plan to make renovations to the property, a licensed contractor must supervise any renovations being made. The permit application requires the contact information and license number of the licensed contractor.

*Note:* If you are not making any renovations to the property, you must still file a Building Permit Application. The application will be used to declare a change of occupancy at the property. If you are not making renovations, submit the Building Permit Application and skip to Step 4c.

Submit your floor plan (as prepared in Step 3) and the completed Building Permit Application to the Building Department. A building inspector will review your Building Permit Application. If approved, your application will be returned with further instructions from the inspector. You may be required to receive approval for the renovations from any or all of the following city departments:

- Fire Department
- Wire Department
- Plumbing Department
- Department of Public Works - Engineering Division and/or Water & Sewer Division
- Traffic Engineer
- Health Department

*Note:* If the building in which you operate your business or the building that houses your business’s tenant space exceeds 35,000 cubic feet, you will be required to hire a licensed design professional to supervise the work being done. Before a Building Permit will be issued, the licensed design professional will need to file a Controlled Construction Affidavit with the Building Department of the City of Quincy Inspectional Services stating that he/she will supervise the renovations.



# DETAILED STEPS

- 4c. After renovations have been completed at the property, you will need to file an Occupancy Permit application with the Building Department. You may be required to receive approval of the work that has been performed from any or all of the following city departments:
  - Fire Department
  - Wire Department
  - Plumbing Department
  - Department of Public Works - Engineering Division and/or Water & Sewer Division
  - Traffic Engineer
  - Health Department

4d. After final approval from a building inspector and the Inspectional Services Director is given, the Occupancy Permit will be issued for the property.

*Note:* If the building in which you operate your business or the building that houses your business' tenant space exceeds 35,000 cubic feet, you will need to present a Final Affidavit from both the licensed design professional who supervised the work and the licensed contractor who performed the renovations in order to receive the Occupancy Permit. The Final Affidavit forms are filed through the Building Department.

## BUSINESS CERTIFICATE

### 5

You must file with the **Quincy City Clerk** for a Business Certificate (d/b/a).

✉ *City Clerk*  
*City Hall*  
*1305 Hancock Street*  
*Quincy, MA 02169*  
 ☎ *617-376-1131*

5a. After filling out the application, have it notarized at the City Clerk's office. Submit the completed form with a check or money order for the filing fee of \$25 to the Quincy City Clerk.

## TAXES

### 6

Visit the **City of Quincy Assessor's Office** to file a Form of List. A Form of List is used to document the property owned by your business, so that it may be assessed and taxed by the city.

✉ *Assessor's Office*  
*City Hall*  
*1305 Hancock Street*  
*Quincy, MA 02169*  
 ☎ *617-376-1174*





DETAILED STEPS

7

If you intend to operate a business in the City of Quincy, you must file tax forms with the **Massachusetts Department of Revenue (DOR)**. Most sole proprietors should file a *Schedule C* form with their income taxes. If you plan to sell tangible goods, you must file a *Form TA-1* to pay Massachusetts state sales tax.

✉ *Massachusetts Department of Revenue*  
*Hurley Building*  
*19 Staniford Street*  
*Boston, MA 02114*  
 ☎ *617-887-MDOR(6367)*  
*1-800-392-6089*



<http://www.dor.state.ma.us>

7a. Call the Massachusetts DOR at 617-887-MDOR(6367) or toll-free in Massachusetts at 1-800-392-6089 to request that the forms be mailed. The Mass DOR website includes an Online Forms Index. You can download the forms and browse the instructions for filing them.



<http://www.dor.state.ma.us/forms/formlist.htm>

7b. When you have completed the forms, either mail the printed forms or file online as indicated. If you file *Form TA-1*, you will receive a Massachusetts Sales Tax Registration Number.

7c. You should call the Department of Revenue’s Customer Service Bureau at 617-887-6367 or toll-free in Massachusetts at 1-800-392-6089 to ensure you are in full compliance with the law.

8

If you intend to operate a business in the City of Quincy, you must file all necessary tax forms with the **Internal Revenue Service (IRS)**. Once you file the necessary forms, the IRS will give you a federal tax identification number. As a sole proprietor, your tax identification can be your social security number. The IRS will provide further instructions on compliance with federal regulations.

✉ *Internal Revenue Service*  
*1250 Hancock Street*  
*Quincy, MA 02169*  
 ☎ *617-471-0040\**

\* This phone number is answered by a pre-recorded message. Call this IRS office to leave a message requesting an appointment. Your call will be returned within two business days. To speak to an IRS representative and get tax help by phone, call 1-800-829-1040.



<http://www.irs.gov>



# CHECKLIST

---

## BUSINESS PLAN

---

- 1 Draft a business plan

## LICENSING

---

- 2 Obtain all necessary licenses
  - Contact the **Massachusetts Department of Environmental Protection**
  - Obtain additional licenses at the **City of Quincy License Commission**, if applicable

## LOCATION

---

- 3 Choose a location and draft a detailed floor plan

## ZONING AND PERMITTING

---

- 4 Visit the **Building Department** of the **City of Quincy Inspectional Services**
  - Submit property-use proposal and complete zoning approval
  - File Application for Building Permit and obtain department sign-offs
  - Receive Building Permit
  - File Occupancy Permit application and obtain department sign-offs
  - Receive Occupancy Permit

## BUSINESS CERTIFICATE

---

- 5 Visit the **Quincy City Clerk**
  - File for a City of Quincy business certificate (d/b/a)
  - Submit notarized form with filing fee (business check or money order)

## TAXES

---


- 6 Visit the **City of Quincy Assessor’s Office**
  - File a Form of List

✓ CHECKLIST

---

- ❑ 7 Contact the **Massachusetts Department of Revenue**
  - ❑ File Massachusetts state tax forms for your business
  - ❑ Get a Sales Tax Registration Number and Certificate, if applicable
- ❑ 8 Call the **Internal Revenue Office** in Quincy to schedule an appointment
  - ❑ File federal tax forms for your business
  - ❑ Get a federal tax identification number





# DETAILED STEPS

## BUSINESS PLAN

- 1** Draft a business plan. This guide contains instructions to open a laundromat only. Additional steps are required if you plan to perform dry-cleaning at your business. This guide contains instructions for sole proprietors only. Additional steps are required if you plan to hire other individuals. For more information, visit the **Massachusetts Department of Business and Technology** website.



<http://www.mass.gov/portal/index.jsp?pageID=agcc&agid=ded&agca=businessassistance&agcc=businessplan&s=0&=>

## LICENSING

- 2** Obtain all the licenses necessary to open a laundromat.
- 2a. In order to operate a laundromat in Quincy, you will need to connect your facility directly to the city’s sewer system. An existing building in Quincy will already have this capacity. However, you must work with the **Building & Plumbing Divisions** of the **City of Quincy Inspectional Services Department** during Step 4 to ensure the sewer connection is done properly. You may be advised to take further steps with the **City of Quincy Department of Public Works**.
  - 2b. You also must contact the **Massachusetts Department of Environmental Protection (DEP) Northeast Regional Office** before connecting to the city’s sewer system.

✉ *Massachusetts Department of Environmental Protection*  
*One Winter Street*  
*Boston, MA 02108*  
 ☎ *617-292-5500*  
*InfoLine: 1-800-462-0444*



<http://www.state.ma.us/dep>

The DEP will determine if further permitting is necessary for the sewer connection based on the type of discharge and the city’s wastewater treatment system. A standard laundromat though, does not typically require additional permitting. Call the Massachusetts DEP to ensure you are in full compliance with the law.

- 2c. Additional licenses are required from the **City of Quincy License Commission** for
  - use of automatic amusement machines such as arcade games
  - entertainment such as television, juke box, or radio.
 Be sure to visit the City of Quincy License Commission with a full list of the equipment and products you wish to use or sell in your establishment.

✉ *License Commission*  
*City Hall*  
*1305 Hancock Street*  
*Quincy, MA 02169*  
 ☎ *617-376-1134*





## DETAILED STEPS

The license application can also be downloaded at the City of Quincy website:



<http://www.scstest.com/quincy/pdf/applications.pdf>

If you do not successfully acquire the necessary licenses, you could be subject to fines and removal of the equipment.

*Note:* This guide does not cover the requirements for operating a dry-cleaning business. If you plan to do dry-cleaning, additional steps need to be taken through the Massachusetts Department of Environmental Protection. Applications and forms for dry cleaning can be viewed and downloaded at the DEP website.



<http://www.state.ma.us/dep/erp/erpforms.htm#dryclean>

### LOCATION

3

Choose a location for your business and draft a detailed floor plan. If you plan to make repairs or do renovations, the floor plan should show what the property will look like when the work has been completed. The floor plan need not be prepared professionally, but must show all planned furniture, doors, windows, equipment, plumbing, and electrical outlets/equipment. Your name, home address, shop location address, and day and night telephone numbers must all be included with your floor plan.

*Note:* You should *NOT* purchase a property for business use or sign a lease until you have verified the following:

- Your business will be located in an appropriate zone. Request a zoning review from the Building Department of the City of Quincy Inspectional Services. If you need a zoning variance or licensing from the city licensing commission, verify that you will not be facing any community opposition. Try to set up a community meeting through the ward councilor.
- Your plans are in compliance with Historic Commission requirements, if applicable. The Historic Commission exercises control over facades and signs in historic districts.

### ZONING AND PERMITTING

4

Visit the **Building Department** of the **City of Quincy Inspectional Services** to begin the process of obtaining a Building Permit and Occupancy Permit.



*Building Department  
Inspectional Services  
1585 Hancock Street, Suite 301  
Quincy, MA 02169*



*617-376-1450*

- 4a. Prepare a property-use proposal stating the property’s existing use and contain a brief description of the business you wish to open, anticipated hours of operation, number of employees, services provided and location. Submit the proposal to a building inspector who will run a zoning check to determine whether your location is properly zoned for your business. (Office hours: 7:00 am-10:00 am.)



**DETAILED STEPS**

- 4b. File a Building Permit Application with the Building Department of the City of Quincy Inspectional Services. If you plan to make renovations to the property, a licensed contractor must supervise any renovations being made. The permit application requires the contact information and license number of the licensed contractor.

*Note:* If you are not making any renovations to the property, you must still file a Building Permit Application. The application will be used to declare a change of occupancy at the property. If you are not making renovations, submit the Building Permit Application and skip to Step 4c.

Submit your floor plan (as prepared in Step 3) and the completed Building Permit Application to the Building Department. A building inspector will review your Building Permit Application. If approved, your application will be returned with further instructions from the inspector. You may be required to receive approval for the renovations from any or all of the following city departments:

- Fire Department
- Wire Department
- Plumbing Department
- Department of Public Works - Engineering Division and/or Water & Sewer Division
- Traffic Engineer
- Health Department

*Note:* If the building in which you operate your business or the building that houses your business’s tenant space exceeds 35,000 cubic feet, you will be required to hire a licensed design professional to supervise the work being done. Before a Building Permit will be issued, the licensed design professional will need to file a Controlled Construction Affidavit with the Building Department of the City of Quincy Inspectional Services stating that he/she will supervise the renovations.

- 4c. After renovations have been completed at the property, you will need to file an Occupancy Permit application with the Building Department. You may be required to receive approval of the work that has been performed from any or all of the following city departments:
  - Fire Department
  - Wire Department
  - Plumbing Department
  - Department of Public Works - Engineering Division and/or Water & Sewer Division
  - Traffic Engineer
  - Health Department

- 4d. After final approval from a building inspector and the Inspectional Services Director is given, the Occupancy Permit will be issued for the property.

*Note:* If the building in which you operate your business or the building that houses your business’ tenant space exceeds 35,000 cubic feet, you will need to present a Final Affidavit from both the licensed design professional who supervised the work and the licensed contractor who performed the renovations in order to receive the Occupancy Permit. The Final Affidavit forms are filed through the Building Department.





## DETAILED STEPS

### BUSINESS CERTIFICATE

5

You must file with the **Quincy City Clerk** for a Business Certificate (d/b/a).

✉ *City Clerk*  
*City Hall*  
*1305 Hancock Street*  
*Quincy, MA 02169*  
 ☎ *617-376-1131*

- 5a. After filling out the application, have it notarized at the City Clerk’s office. Submit the completed form with a check or money order for the filing fee of \$25 to the Quincy City Clerk.

### TAXES

6

Visit the **City of Quincy Assessor’s Office** to file a Form of List. A Form of List is used to document the property owned by your business, so that it may be assessed and taxed by the city.

✉ *Assessor’s Office*  
*City Hall*  
*1305 Hancock Street*  
*Quincy, MA 02169*  
 ☎ *617-376-1174*

7

If you intend to operate a business in the City of Quincy, you must file tax forms with the **Massachusetts Department of Revenue (DOR)**. Most sole proprietors should file a *Schedule C* form with their income taxes. If you plan to sell tangible goods, you must file a *Form TA-1* to pay Massachusetts state sales tax.

✉ *Massachusetts Department of Revenue*  
*Hurley Building*  
*19 Staniford Street*  
*Boston, MA 02114*  
 ☎ *617-887-MDOR(6367)*  
*1-800-392-6089*



<http://www.dor.state.ma.us>

- 7a. Call the Massachusetts DOR at 617-887-MDOR(6367) or toll-free in Massachusetts at 1-800-392-6089 to request that the forms be mailed. The Mass DOR website includes an Online Forms Index. You can download the forms and browse the instructions for filing them.



<http://www.dor.state.ma.us/forms/formlist.htm>





## DETAILED STEPS

---

- 7b. When you have completed the forms, either mail the printed forms or file online as indicated. If you file *Form TA-1*, you will receive a Massachusetts Sales Tax Registration Number.
- 7c. You should call the Department of Revenue's Customer Service Bureau at 617-887-6367 or toll-free in Massachusetts at 1-800-392-6089 to ensure you are in full compliance with the law.

### 8

If you intend to operate a business in the City of Quincy, you must file all necessary tax forms with the **Internal Revenue Service (IRS)**. Once you file the necessary forms, the IRS will give you a federal tax identification number. As a sole proprietor, your tax identification can be your social security number. The IRS will provide further instructions on compliance with federal regulations.

 *Internal Revenue Service*  
 1250 Hancock Street  
 Quincy, MA 02169  
 617-471-0040\*

\* This phone number is answered by a pre-recorded message. Call this IRS office to leave a message requesting an appointment. Your call will be returned within two business days. To speak to an IRS representative and get tax help by phone, call 1-800-829-1040.



<http://www.irs.gov>

---





## CHECKLIST

---

### BUSINESS PLAN

---

- 1 Draft a business plan

### LICENSING

---

- 2 The **Massachusetts Registry of Motor Vehicles** handles all livery licensing issues. You will need a federal tax identification number (see Step 8 below) before you can register your vehicles.
  - Acquire livery plates for each vehicle
  - If the vehicle has a capacity of nine passengers or more, file an application for authority to transport passengers for hire from the **Transportation Division, Massachusetts Department of Telecommunications and Energy** (\$100 fee)

To operate a livery vehicle at Boston's Logan Airport, take the following steps:

- Obtain a letter from a city official (on official letterhead) stating that the city has no objections to your operation and has no special requirements on livery service
- Be insured for at least \$250,000 for bodily injury per person, \$500,000 bodily injury per accident, and \$100,000 in property damage
- Acquire a Certificate of Insurance with
  - a broker's stamp
  - an authorized signature
  - the name of the certificate holder
- Submit this certificate to **Massport's Ground Transportation Division**.

If you will be regularly transporting passengers across state lines,

- Receive authorization from the **Motor Carrier Board of the Federal Highway Administration**.

### LOCATION

---

- 3 Choose a location and draft a detailed floor plan

### ZONING AND PERMITTING

---

- 4 Visit the **Building Department of the City of Quincy Inspectional Services**
  - Submit property-use proposal and complete zoning approval
  - File Application for Building Permit and obtain department sign-offs
  - Receive Building Permit
  - File Occupancy Permit application and obtain department sign-offs
  - Receive Occupancy Permit

✓ CHECKLIST

**BUSINESS CERTIFICATE**

- ❑ 5 Visit the **Quincy City Clerk**
  - ❑ File for a City of Quincy business certificate (d/b/a)
  - ❑ Submit notarized form with filing fee (business check or money order)

**TAXES**

- ❑ 6 Visit the **City of Quincy Assessor’s Office**
  - ❑ File a Form of List
- ❑ 7 Contact the **Massachusetts Department of Revenue**
  - ❑ File Massachusetts state tax forms for your business
  - ❑ Get a Sales Tax Registration Number and Certificate, if applicable
- ❑ 8 Call the **Internal Revenue Office** in Quincy to schedule an appointment
  - ❑ File federal tax forms for your business
  - ❑ Get a federal tax identification number



# DETAILED STEPS

## BUSINESS PLAN

- 1 Draft a business plan. This guide contains instructions for sole proprietors only. Additional steps are required if you plan to hire other individuals. For more information, visit the **Massachusetts Department of Business and Technology** website.



<http://www.mass.gov/portal/index.jsp?pageID=agcc&agid=ded&agca=businessassistance&agcc=businessplan&s=0&=>

*Note:* Operating a livery service is different from operating a taxi. Taxi ownership in Quincy is handled through the City of Quincy Police Department. For more information, call or visit the Police Department.

✉ *City of Quincy Police Department*  
1 Sea Street  
Quincy, MA 02169  
☎ 617-479-1212

## LICENSING

- 2 The **Massachusetts Registry of Motor Vehicles** handles all livery licensing issues. The **Registry of Motor Vehicles** requires that all livery drivers in Massachusetts be licensed to drive the particular vehicle that they operate. The vehicle must be a legal one in which to transport passengers. Individual businesses and employers, as well as cities and towns outside of Boston, may have additional requirements for drivers.

Upon receiving your federal tax ID number (see Step 8), you may register your livery vehicles with the **Registry of Motor Vehicles**.

- You must acquire livery plates for each vehicle that you intend to use to carry passengers.
- You will pay a minimum of \$80 dollars for each vehicle. If a vehicle has seven or fewer passenger seats, the additional fee per seat is \$6. If the vehicle has more than seven seats, it will cost you \$8 per seat in addition to the \$80 minimum fee. For up-to-date rate information on passenger vehicle plates, see the Registry of Motor Vehicles website:



<http://www.state.ma.us/rmv/fees/index.htm#multipass>

- 2a. *Livery Capacity Rules.* A designated livery vehicle is permitted to have a capacity no greater than 15 passengers. There are different rules pertaining to vehicles that are legally considered buses. To check on the status of your vehicle, call the Registry of Motor Vehicles at 617-351-4500.

- ☐ If a vehicle has a capacity of nine passengers or more, then you must file an application for authority to transport passengers for hire from the **Transportation Division, Massachusetts Department of Telecommunications and Energy**. A printable copy of this application form can be found at the Transportation Division website.



<http://www.state.ma.us/dpu/transportation/propasap.pdf>



DETAILED STEPS

- ❑ Mail the completed form along with a check or money order for the \$100 application fee to the Transportation Division.

✉ *Transportation Division*  
*One South Station*  
*Boston, MA 02110*  
 ☎ *617-305-3559*

2b. To operate a livery vehicle at Logan Airport, **Massport** requires that you obtain a letter from a City official (on official letterhead) stating that the city has no objections to your operation and has no special requirements on livery service.

- ❑ To obtain permission to operate on Massport premises, contact the **Massport Ground Transportation Unit (GTU)** at 617-561-1775 for a Massport Ground Transportation operating agreement. The agreement calls for proof of insurance, operating authority, a list of fleet vehicles, and “other pertinent information.” The application fee is \$75. Massport requires livery companies to be insured for
  - at least \$250,000 for bodily injury per person
  - at least \$500,000 bodily injury per accident
  - at least \$100,000 in property damage.

Your Certificate of Insurance must show

- a broker’s stamp
- an authorized signature
- the name of the certificate holder.

- ❑ If you are required to carry Worker’s Compensation coverage for employees, then you must do so prior to operating at Massport. However, sole proprietors are not usually required to carry Worker’s Compensation and must sign a form to notify Massport of this status. The form comes in the Ground Transportation Operating Agreement.

“Upon signature and approval of your agreement, you can commence operations at Logan, using curb areas as specified by the GTU. Your company would then be billed monthly \$1.50 per trip in accordance with the agreement. Massport only regulates shuttle carriers as to their operation at Logan.”

See the Massport website for more information.



<http://www.massport.com/logan/faq.html>

Massport will issue an approval permit, which you must affix in/on your vehicle so that it may easily be seen by police and Massport officials. Massport further requires that each car have working air conditioning during the summer, a clean luggage compartment, and have any seatbelts installed during the car’s manufacture in working order. Be sure to request a copy of *740 CMR 23.00 – Rules and Regulations for the Operation of Commercial Ground Transportation Services at Boston-Logan International Airport.*

2c. If you will be regularly transporting passengers across state lines, you will need authorization from the **Motor Carrier Board** of the **Federal Highway Administration**. The regional office is located in Cambridge.

✉ *Motor Carrier Board*  
*Federal Highway Administration*  
*55 Broadway, 10<sup>th</sup> Floor*  
*Cambridge, MA 02142-1093*  
 ☎ *617-494-3657*



# DETAILED STEPS

## LOCATION

3

Choose a location for your business and draft a detailed floor plan. If you plan to make repairs or do renovations, the floor plan should show what the property will look like when the work has been completed. The floor plan need not be prepared professionally, but must show all planned furniture, doors, windows, equipment, plumbing, and electrical outlets/equipment. Your name, home address, shop location address, and day and night telephone numbers must all be included with your floor plan.

*Note:* You should *NOT* purchase a property for business use or sign a lease until you have verified the following:

- Your business will be located in an appropriate zone. Request a zoning review from the Building Department of the City of Quincy Inspectional Services. If you need a zoning variance or licensing from the city licensing commission, verify that you will not be facing any community opposition. Try to set up a community meeting through the ward councilor.
- Your plans are in compliance with Historic Commission requirements, if applicable. The Historic Commission exercises control over facades and signs in historic districts.

## ZONING AND PERMITTING

4

Visit the **Building Department** of the **City of Quincy Inspectional Services** to begin the process of obtaining a Building Permit and Occupancy Permit.

✉ *Building Department*  
*Inspectional Services*  
 1585 Hancock Street, Suite 301  
 Quincy, MA 02169  
 ☎ 617-376-1450

- 4a. Prepare a property-use proposal stating the property’s existing use and contain a brief description of the business you wish to open, anticipated hours of operation, number of employees, services provided and location. Submit the proposal to a building inspector who will run a zoning check to determine whether your location is properly zoned for your business. (Office hours: 7:00 am-10:00 am.)
- 4b. File a Building Permit Application with the Building Department of the City of Quincy Inspectional Services. If you plan to make renovations to the property, a licensed contractor must supervise any renovations being made. The permit application requires the contact information and license number of the licensed contractor.

*Note:* If you are not making any renovations to the property, you must still file a Building Permit Application. The application will be used to declare a change of occupancy at the property. If you are not making renovations, submit the Building Permit Application and skip to Step 4c.



**DETAILED STEPS**

Submit your floor plan (as prepared in Step 3) and the completed Building Permit Application to the Building Department. A building inspector will review your Building Permit Application. If approved, your application will be returned with further instructions from the inspector. You may be required to receive approval for the renovations from any or all of the following city departments:

- Fire Department
- Wire Department
- Plumbing Department
- Department of Public Works - Engineering Division and/or Water & Sewer Division
- Traffic Engineer
- Health Department

*Note:* If the building in which you operate your business or the building that houses your business’s tenant space exceeds 35,000 cubic feet, you will be required to hire a licensed design professional to supervise the work being done. Before a Building Permit will be issued, the licensed design professional will need to file a Controlled Construction Affidavit with the Building Department of the City of Quincy Inspectional Services stating that he/she will supervise the renovations.

- 4c. After renovations have been completed at the property, you will need to file an Occupancy Permit application with the Building Department. You may be required to receive approval of the work that has been performed from any or all of the following city departments:
- Fire Department
  - Wire Department
  - Plumbing Department
  - Department of Public Works - Engineering Division and/or Water & Sewer Division
  - Traffic Engineer
  - Health Department

- 4d. After final approval from a building inspector and the Inspectional Services Director is given, the Occupancy Permit will be issued for the property.

*Note:* If the building in which you operate your business or the building that houses your business’ tenant space exceeds 35,000 cubic feet, you will need to present a Final Affidavit from both the licensed design professional who supervised the work and the licensed contractor who performed the renovations in order to receive the Occupancy Permit. The Final Affidavit forms are filed through the Building Department.

**BUSINESS CERTIFICATE**

- 5** You must file with the **Quincy City Clerk** for a Business Certificate (d/b/a).

✉ *City Clerk*  
*City Hall*  
*1305 Hancock Street*  
*Quincy, MA 02169*  
 ☎ *617-376-1131*





## DETAILED STEPS

- 5a. After filling out the application, have it notarized at the City Clerk's office. Submit the completed form with a check or money order for the filing fee of \$25 to the Quincy City Clerk.

## TAXES



# 6

Visit the **City of Quincy Assessor's Office** to file a Form of List. A Form of List is used to document the property owned by your business, so that it may be assessed and taxed by the city.

 *Assessor's Office*  
*City Hall*  
*1305 Hancock Street*  
*Quincy, MA 02169*  
 *617-376-1174*

# 7

If you intend to operate a business in the City of Quincy, you must file tax forms with the **Massachusetts Department of Revenue (DOR)**. Most sole proprietors should file a *Schedule C* form with their income taxes. If you plan to sell tangible goods, you must file a *Form TA-1* to pay Massachusetts state sales tax.

 *Massachusetts Department of Revenue*  
*Hurley Building*  
*19 Staniford Street*  
*Boston, MA 02114*  
 *617-887-MDOR(6367)*  
*1-800-392-6089*



<http://www.dor.state.ma.us>

- 7a. Call the Massachusetts DOR at 617-887-MDOR(6367) or toll-free in Massachusetts at 1-800-392-6089 to request that the forms be mailed. The Mass DOR website includes an Online Forms Index. You can download the forms and browse the instructions for filing them.



<http://www.dor.state.ma.us/forms/formlist.htm>

- 7b. When you have completed the forms, either mail the printed forms or file online as indicated. If you file *Form TA-1*, you will receive a Massachusetts Sales Tax Registration Number.
- 7c. You should call the Department of Revenue's Customer Service Bureau at 617-887-6367 or toll-free in Massachusetts at 1-800-392-6089 to ensure you are in full compliance with the law.





## DETAILED STEPS

---

8

If you intend to operate a business in the City of Quincy, you must file all necessary tax forms with the **Internal Revenue Service (IRS)**. Once you file the necessary forms, the IRS will give you a federal tax identification number. As a sole proprietor, your tax identification can be your social security number. The IRS will provide further instructions on compliance with federal regulations.

 *Internal Revenue Service*  
*1250 Hancock Street*  
*Quincy, MA 02169*  
 *617-471-0040\**

\* This phone number is answered by a pre-recorded message. Call this IRS office to leave a message requesting an appointment. Your call will be returned within two business days. To speak to an IRS representative and get tax help by phone, call 1-800-829-1040.



<http://www.irs.gov>

---



# CHECKLIST

---

## BUSINESS PLAN

---

- 1 Draft a business plan

## LICENSING

---

- 2 There are no unique licensing requirements for operating a retail store.
  - Obtain additional licenses from the **City of Quincy License Commission**, if applicable

## LOCATION

---

- 3 Choose a location and draft a detailed floor plan

## ZONING AND PERMITTING

---

- 4 Visit the **Building Department** of the **City of Quincy Inspectional Services**
  - Submit property-use proposal and complete zoning approval
  - File Application for Building Permit and obtain department sign-offs
  - Receive Building Permit
  - File Occupancy Permit application and obtain department sign-offs
  - Receive Occupancy Permit

## BUSINESS CERTIFICATE

---

- 5 Visit the **Quincy City Clerk**
  - File for a City of Quincy business certificate (d/b/a)
  - Submit notarized form with filing fee (business check or money order)

## TAXES

---

- 6 Visit the **City of Quincy Assessor’s Office**
  - File a Form of List

# ✓ CHECKLIST

---

- ❑ 7 Contact the **Massachusetts Department of Revenue**
  - ❑ File Massachusetts state tax forms for your business
  - ❑ Get a Sales Tax Registration Number and Certificate, if applicable
- ❑ 8 Call the **Internal Revenue Office** in Quincy to schedule an appointment
  - ❑ File federal tax forms for your business
  - ❑ Get a federal tax identification number





# DETAILED STEPS

## BUSINESS PLAN

**1** Draft a business plan. This guide contains instructions for operating a retail store selling non-perishable goods. The sale of food products requires additional licensing and permitting. For this information, please refer to the guide for starting a small grocery store. This guide also contains instructions for sole proprietors only. Additional steps are required if you plan to hire other individuals. For more information, visit the **Massachusetts Department of Business and Technology** website.



<http://www.mass.gov/portal/index.jsp?pageID=agcc&agid=ded&agca=businessassistance&agcc=businessplan&s=0&=>

## LICENSING

**2** There are no unique licensing requirements for starting a retail store in Quincy.

2a. Licenses are required from the **City of Quincy License Commission** for the following:

- use of automatic amusement machines such as arcade games
- entertainment such as television, juke box, or radio

Be sure to visit the City of Quincy License Commission with a full list of the equipment and products you wish to use or sell in your establishment. If you do not successfully acquire the necessary licenses, you could be subject to fines and removal of the equipment.

✉ *License Commission*  
 City Hall  
 1305 Hancock Street  
 Quincy, MA 02169  
 ☎ 617-376-1134

## LOCATION

**3** Choose a location for your business and draft a detailed floor plan. If you plan to make repairs or do renovations, the floor plan should show what the property will look like when the work has been completed. The floor plan need not be prepared professionally, but must show all planned furniture, doors, windows, equipment, plumbing, and electrical outlets/equipment. Your name, home address, shop location address, and day and night telephone numbers must all be included with your floor plan.

- Note:* You should **NOT** purchase a property for business use or sign a lease until you have verified the following:
- Your business will be located in an appropriate zone. Request a zoning review from the Building Department of the City of Quincy Inspectional Services. If you need a zoning variance or licensing from the city licensing commission, verify that you will not be facing any community opposition. Try to set up a community meeting through the ward councilor.
  - Your plans are in compliance with Historic Commission requirements, if applicable. The Historic Commission exercises control over facades and signs in historic districts.



DETAILED STEPS

ZONING AND PERMITTING

4 Visit the **Building Department** of the **City of Quincy Inspectional Services** to begin the process of obtaining a Building Permit and Occupancy Permit.

✉ *Building Department*  
*Inspectional Services*  
 1585 Hancock Street, Suite 301  
 Quincy, MA 02169  
 ☎ 617-376-1450

- 4a. Prepare a property-use proposal stating the property’s existing use and contain a brief description of the business you wish to open, anticipated hours of operation, number of employees, services provided and location. Submit the proposal to a building inspector who will run a zoning check to determine whether your location is properly zoned for your business. (Office hours: 7:00 am-10:00 am.)
- 4b. File a Building Permit Application with the Building Department of the City of Quincy Inspectional Services. If you plan to make renovations to the property, a licensed contractor must supervise any renovations being made. The permit application requires the contact information and license number of the licensed contractor.

*Note:* If you are not making any renovations to the property, you must still file a Building Permit Application. The application will be used to declare a change of occupancy at the property. If you are not making renovations, submit the Building Permit Application and skip to Step 4c.

Submit your floor plan (as prepared in Step 3) and the completed Building Permit Application to the Building Department. A building inspector will review your Building Permit Application. If approved, your application will be returned with further instructions from the inspector. You may be required to receive approval for the renovations from any or all of the following city departments:

- Fire Department
- Wire Department
- Plumbing Department
- Department of Public Works - Engineering Division and/or Water & Sewer Division
- Traffic Engineer
- Health Department

*Note:* If the building in which you operate your business or the building that houses your business’s tenant space exceeds 35,000 cubic feet, you will be required to hire a licensed design professional to supervise the work being done. Before a Building Permit will be issued, the licensed design professional will need to file a Controlled Construction Affidavit with the Building Department of the City of Quincy Inspectional Services stating that he/she will supervise the renovations.



## DETAILED STEPS

- 4c. After renovations have been completed at the property, you will need to file an Occupancy Permit application with the Building Department. You may be required to receive approval of the work that has been performed from any or all of the following city departments:
- Fire Department
  - Wire Department
  - Plumbing Department
  - Department of Public Works - Engineering Division and/or Water & Sewer Division
  - Traffic Engineer
  - Health Department

- 4d. After final approval from a building inspector and the Inspectional Services Director is given, the Occupancy Permit will be issued for the property.

*Note:* If the building in which you operate your business or the building that houses your business' tenant space exceeds 35,000 cubic feet, you will need to present a Final Affidavit from both the licensed design professional who supervised the work and the licensed contractor who performed the renovations in order to receive the Occupancy Permit. The Final Affidavit forms are filed through the Building Department.

## BUSINESS CERTIFICATE

5

You must file with the **Quincy City Clerk** for a Business Certificate (d/b/a).

✉ *City Clerk*  
*City Hall*  
*1305 Hancock Street*  
*Quincy, MA 02169*  
 ☎ *617-376-1131*

- 5a. After filling out the application, have it notarized at the City Clerk's office. Submit the completed form with a check or money order for the filing fee of \$25 to the Quincy City Clerk.

## TAXES

6

Visit the **City of Quincy Assessor's Office** to file a Form of List. A Form of List is used to document the property owned by your business, so that it may be assessed and taxed by the city.

✉ *Assessor's Office*  
*City Hall*  
*1305 Hancock Street*  
*Quincy, MA 02169*  
 ☎ *617-376-1174*

.  
. .  
. . .  
. . . .



DETAILED STEPS

7

If you intend to operate a business in the City of Quincy, you must file tax forms with the **Massachusetts Department of Revenue (DOR)**. Most sole proprietors should file a *Schedule C* form with their income taxes. If you plan to sell tangible goods, you must file a *Form TA-1* to pay Massachusetts state sales tax.

✉ *Massachusetts Department of Revenue*  
*Hurley Building*  
*19 Staniford Street*  
*Boston, MA 02114*  
 ☎ *617-887-MDOR(6367)*  
*1-800-392-6089*



<http://www.dor.state.ma.us>

7a. Call the Massachusetts DOR at 617-887-MDOR(6367) or toll-free in Massachusetts at 1-800-392-6089 to request that the forms be mailed. The Mass DOR website includes an Online Forms Index. You can download the forms and browse the instructions for filing them.



<http://www.dor.state.ma.us/forms/formlist.htm>

7b. When you have completed the forms, either mail the printed forms or file online as indicated. If you file *Form TA-1*, you will receive a Massachusetts Sales Tax Registration Number.

7c. You should call the Department of Revenue’s Customer Service Bureau at 617-887-6367 or toll-free in Massachusetts at 1-800-392-6089 to ensure you are in full compliance with the law.

8

If you intend to operate a business in the City of Quincy, you must file all necessary tax forms with the **Internal Revenue Service (IRS)**. Once you file the necessary forms, the IRS will give you a federal tax identification number. As a sole proprietor, your tax identification can be your social security number. The IRS will provide further instructions on compliance with federal regulations.

✉ *Internal Revenue Service*  
*1250 Hancock Street*  
*Quincy, MA 02169*  
 ☎ *617-471-0040\**

\* This phone number is answered by a pre-recorded message. Call this IRS office to leave a message requesting an appointment. Your call will be returned within two business days. To speak to an IRS representative and get tax help by phone, call 1-800-829-1040.



<http://www.irs.gov>



# CHECKLIST

---

## BUSINESS PLAN

---

- 1 Draft a business plan

## LOCATION

---

- 2 Choose a location and draft a detailed floor plan

## LICENSING AND FOOD SAFETY CERTIFICATION

---

- 3 Obtain all necessary licenses and certifications
  - Visit the **City of Quincy License Commission** to file for a Common Victuallers License, if applicable
  - Obtain any additional needed licenses from the City of Quincy License Commission
  - Become a certified Food Safety Manager, if applicable

## ZONING AND PERMITTING

---

- 4 Visit the **Building Department** of the **City of Quincy Inspectional Services**
  - Submit property-use proposal and complete zoning approval
  - File Application for Building Permit and obtain department sign-offs
  - Receive Building Permit
  - File Occupancy Permit application and obtain department sign-offs
  - Receive Occupancy Permit

## BUSINESS CERTIFICATE

---

- 5 Visit the **Quincy City Clerk**
  - File for a City of Quincy business certificate (d/b/a)
  - Submit notarized form with filing fee (business check or money order)

## TAXES

---

- 6 Visit the **City of Quincy Assessor’s Office**
  - File a Form of List

✓ **C H E C K L I S T**

---

- ❑ **7** Contact the **Massachusetts Department of Revenue**
  - ❑ File Massachusetts state tax forms for your business
  - ❑ Get a Sales Tax Registration Number and Certificate, if applicable
- ❑ **8** Call the **Internal Revenue Office** in Quincy to schedule an appointment
  - ❑ File federal tax forms for your business
  - ❑ Get a federal tax identification number

**FOOD ESTABLISHMENT PERMIT**

---

- ❑ **9** Obtain Permit to Operate a Food Establishment from the **City of Quincy Health Department**





## DETAILED STEPS

### BUSINESS PLAN

- 1 Draft a business plan. If you are not a certified Food Safety Manager or will not be prior to opening your business, then you must have one full-time employee who is certified as a Food Safety Manager. This guide contains instructions for sole proprietors only. Additional steps are required if you plan to hire other individuals. For more information, visit the **Massachusetts Department of Business and Technology** website.



<http://www.mass.gov/portal/index.jsp?pageID=agcc&agid=ded&agca=businessassistance&agcc=businessplan&s=0&=>

### LOCATION

- 2 Select a location for your business.
  - 2a. If you are changing use of the property you must have a detailed site plan prepared professionally. If you plan to make repairs or do renovations, the floor plan should show the existing and proposed conditions of the property. The site plan must show all planned furniture, doors, windows, equipment, plumbing and electrical outlets/equipment, sinks, food preparation area, wall, floor and ceiling coverings, storage areas, and dumpster locations. Your name, home address, shop location address, and day and night telephone numbers must all be included with your site plan.

*Note:* You should *NOT* purchase a property for business use or sign a lease until you have verified the following:

  - Your business will be located in an appropriate zone. Request a zoning review from the Building Department of the City of Quincy Inspectional Services. If you need a zoning variance or licensing from the city licensing commission, verify that you will not be facing any community opposition. Try to set up a community meeting through the ward councilor.
  - Your plans are in compliance with Historic Commission requirements, if applicable. The Historic Commission exercises control over facades and signs in historic districts.

### LICENSING AND FOOD SAFETY CERTIFICATION


- 3 Obtain all necessary licenses and certifications
  - 3a. A Common Victualer license is required from the **City of Quincy License Commission** for any business that serves or sells prepared foods. For example, a small grocery store that sells prepared sandwiches would require a Common Victualer license. If you do not plan to sell prepared foods, then this license is not required.



*License Commission  
City Hall  
1305 Hancock Street  
Quincy, MA 02169*



*617-376-1134*





DETAILED STEPS

Visit the City of Quincy License Commission to file an application for a Common Victualer license. The license application is also available online:



<http://www.scstest.com/quincy/pdf/applications.pdf>

3b. The application requires you receive approval from several other city departments:

► Obtain sign-off from the **City of Quincy Inspectional Services Department.**

✉ *Inspectional Services Department*  
1585 Hancock Street, Suite 301  
Quincy, MA 02169  
☎ 617-376-1450

► Visit the **City of Quincy Assessor’s Office** to clear the property of unpaid taxes. Obtain Assessor’s printout to be attached to the application.

✉ *Assessor’s Office*  
City Hall  
1305 Hancock Street  
Quincy, MA 02169  
☎ 617-376-1174


► Obtain inspection from the **City of Quincy Fire Department.**

✉ *Fire Department*  
40 Quincy Avenue  
Quincy, MA 02169  
☎ 617-376-1015

► The license application also requires you receive approval from the **City of Quincy Health Department.**

✉ *Health Department*  
1585 Hancock Street  
Quincy, MA 02169  
☎ 617-376-1270

3c. In order to start a grocery store in Quincy, you will need to work closely with the Health Department. To receive the City of Quincy Health Department’s sign-off for the Common Victualer license application, first visit the Health Department. You will be told the exact steps you need to take to obtain the Health Department’s approval and open your business. Request a copy of the Quincy Health Department Plan Review Requirements for Food Establishment. This document will help guide you through the specific regulations of the Health Department.



## DETAILED STEPS

*Note:* In order to receive approval from the Health Department, you will most likely be asked to present a professionally prepared site plan as described in Step 2. You should request that an inspector visit the location of your business to receive recommendations on meeting regulations and successfully preparing an adequate site plan.

Once a Health Department inspector has visited your place of business and you are comfortable with the plan for your business location, submit your site plan to the Health Department. Upon approval of the site plan, receive the Health Department’s sign-off on the Common Victualer license application.

- 3d. Return the completed application and four copies to the City of Quincy License Commission. A hearing will be scheduled to review your application. Upon approval, you will need to pay the \$100 application fee. You will then be issued a Common Victualer license, which must be posted publicly in your place of business.
- 3e. Additional licenses are required from the **City of Quincy License Commission** for the following:
  - use of automatic amusement machines such as arcade games
  - entertainment such as television, juke box, or radio

Be sure to visit the City of Quincy License Commission with a full list of the equipment and products you wish to use or sell in your establishment. If you do not successfully acquire the necessary licenses, you could be subject to fines and removal of the equipment.

- 3f. If you plan on selling or serving prepared foods and you do not plan to hire an employee who is a certified Food Safety Manager, then you must be a certified Food Safety Manager. Certification is obtained through ServSafe courses offered throughout the area. Call the City of Quincy Health Department at 617-376-1270 to request a listing of courses being offered.

## ZONING AND PERMITTING

### 4

Visit the **Building Department** of the **City of Quincy Inspectional Services** to begin the process of obtaining a Building Permit and Occupancy Permit.

✉ *Building Department  
Inspectional Services  
1585 Hancock Street, Suite 301  
Quincy, MA 02169*  
☎ *617-376-1450*

- 4a. Prepare a property-use proposal stating the property’s existing use and contain a brief description of the business you wish to open, anticipated hours of operation, number of employees, services provided and location. Submit the proposal to a building inspector who will run a zoning check to determine whether your location is properly zoned for your business. (Office hours: 7:00 am-10:00 am.)



**DETAILED STEPS**

- 4b. File a Building Permit Application with the Building Department of the City of Quincy Inspectional Services. If you plan to make renovations to the property, a licensed contractor must supervise any renovations being made. The permit application requires the contact information and license number of the licensed contractor.

*Note:* If you are not making any renovations to the property, you must still file a Building Permit Application. The application will be used to declare a change of occupancy at the property. If you are not making renovations, submit the Building Permit Application and skip to Step 4c.

Submit your floor plan (as prepared in Step 3) and the completed Building Permit Application to the Building Department. A building inspector will review your Building Permit Application. If approved, your application will be returned with further instructions from the inspector. You may be required to receive approval for the renovations from any or all of the following city departments:

- Fire Department
- Wire Department
- Plumbing Department
- Department of Public Works - Engineering Division and/or Water & Sewer Division
- Traffic Engineer
- Health Department


*Note:* If the building in which you operate your business or the building that houses your business’s tenant space exceeds 35,000 cubic feet, you will be required to hire a licensed design professional to supervise the work being done. Before a Building Permit will be issued, the licensed design professional will need to file a Controlled Construction Affidavit with the Building Department of the City of Quincy Inspectional Services stating that he/she will supervise the renovations.

- 4c. After renovations have been completed at the property, you will need to file an Occupancy Permit application with the Building Department. You may be required to receive approval of the work that has been performed from any or all of the following city departments:

- Fire Department
- Wire Department
- Plumbing Department
- Department of Public Works - Engineering Division and/or Water & Sewer Division
- Traffic Engineer
- Health Department

- 4d. After final approval from a building inspector and the Inspectional Services Director is given, the Occupancy Permit will be issued for the property.

*Note:* If the building in which you operate your business or the building that houses your business’ tenant space exceeds 35,000 cubic feet, you will need to present a Final Affidavit from both the licensed design professional who supervised the work and the licensed contractor who performed the renovations in order to receive the Occupancy Permit. The Final Affidavit forms are filed through the Building Department.



## DETAILED STEPS

### BUSINESS CERTIFICATE

**5** You must file with the **Quincy City Clerk** for a Business Certificate (d/b/a).

✉ *City Clerk*  
*City Hall*  
*1305 Hancock Street*  
*Quincy, MA 02169*  
 ☎ *617-376-1131*

5a. After filling out the application, have it notarized at the City Clerk’s office. Submit the completed form with a check or money order for the filing fee of \$25 to the Quincy City Clerk.

### TAXES


**6** Visit the **City of Quincy Assessor’s Office** to file a Form of List. A Form of List is used to document the property owned by your business, so that it may be assessed and taxed by the city.

✉ *Assessor’s Office*  
*City Hall*  
*1305 Hancock Street*  
*Quincy, MA 02169*  
 ☎ *617-376-1174*

**7** If you intend to operate a business in the City of Quincy, you must file tax forms with the **Massachusetts Department of Revenue (DOR)**. Most sole proprietors should file a *Schedule C* form with their income taxes. If you plan to sell tangible goods, you must file a *Form TA-1* to pay Massachusetts state sales tax.


✉ *Massachusetts Department of Revenue*  
*Hurley Building*  
*19 Staniford Street*  
*Boston, MA 02114*  
 ☎ *617-887-MDOR(6367)*  
*1-800-392-6089*

 <http://www.dor.state.ma.us>







**DETAILED STEPS**

- 7a. Call the Massachusetts DOR at 617-887-MDOR(6367) or toll-free in Massachusetts at 1-800-392-6089 to request that the forms be mailed. The Mass DOR website includes an Online Forms Index. You can download the forms and browse the instructions for filing them.
  -  <http://www.dor.state.ma.us/forms/formlist.htm>
- 7b. When you have completed the forms, either mail the printed forms or file online as indicated. If you file *Form TA-1*, you will receive a Massachusetts Sales Tax Registration Number.
- 7c. You should call the Department of Revenue’s Customer Service Bureau at 617-887-6367 or toll-free in Massachusetts at 1-800-392-6089 to ensure you are in full compliance with the law.

8

If you intend to operate a business in the City of Quincy, you must file all necessary tax forms with the **Internal Revenue Service (IRS)**. Once you file the necessary forms, the IRS will give you a federal tax identification number. As a sole proprietor, your tax identification can be your social security number. The IRS will provide further instructions on compliance with federal regulations.

 *Internal Revenue Service*  
 1250 Hancock Street  
 Quincy, MA 02169  
 617-471-0040\*

\* This phone number is answered by a pre-recorded message. Call this IRS office to leave a message requesting an appointment. Your call will be returned within two business days. To speak to an IRS representative and get tax help by phone, call 1-800-829-1040.

 <http://www.irs.gov>

**FOOD ESTABLISHMENT PERMIT**

9

In order to open your business to the public, you will need a final inspection from the **City of Quincy Health Department**.

- 9a. After the City of Quincy Health Department has completed its inspection, you will be asked to complete an Application for Permit to Operate a Food Establishment. Submit the completed application form with the appropriate fee to the City of Quincy Health Department. You will then receive permission to open your small grocery store and a Permit to Operate a Food Establishment. The permit must be displayed publicly in your place of business.



# CHECKLIST

---

## BUSINESS PLAN

---

- 1 Draft a business plan

## LOCATION

---

- 2 Choose a location and draft a detailed floor plan

## LICENSING AND FOOD SAFETY CERTIFICATION

---

- 3 Obtain all necessary licenses and certifications
  - Visit the **City of Quincy License Commission** to file for a Common Victuallers License, if applicable
  - Obtain any additional needed licenses from the City of Quincy License Commission
  - Become a certified Food Safety Manager, if applicable

## ZONING AND PERMITTING

---

- 4 Visit the **Building Department** of the **City of Quincy Inspectional Services**
  - Submit property-use proposal and complete zoning approval
  - File Application for Building Permit and obtain department sign-offs
  - Receive Building Permit
  - File Occupancy Permit application and obtain department sign-offs
  - Receive Occupancy Permit

## BUSINESS CERTIFICATE

---

- 5 Visit the **Quincy City Clerk**
  - File for a City of Quincy business certificate (d/b/a)
  - Submit notarized form with filing fee (business check or money order)

## TAXES

---

- 6 Visit the **City of Quincy Assessor’s Office**
  - File a Form of List


✓ CHECKLIST

- ☐ 7 Contact the **Massachusetts Department of Revenue**
  - ☐ File Massachusetts state tax forms for your business
  - ☐ Get a Sales Tax Registration Number and Certificate, if applicable
- ☐ 8 Call the **Internal Revenue Office** in Quincy to schedule an appointment
  - ☐ File federal tax forms for your business
  - ☐ Get a federal tax identification number

**FOOD ESTABLISHMENT PERMIT**

- ☐ 9 Obtain Permit to Operate a Food Establishment from the **City of Quincy Health Department**





# DETAILED STEPS

## BUSINESS PLAN

1 Draft a business plan. If you are not a certified Food Safety Manager or will not be prior to opening your business, then you must have one full-time employee who is certified as a Food Safety Manager. This guide contains instructions for sole proprietors only. Additional steps are required if you plan to hire other individuals. For more information, visit the **Massachusetts Department of Business and Techn**website.

 <http://www.mass.gov/portal/index.jsp?pageID=agcc&agid=ded&agca=businessassistance&agcc=businessplan&s=0&=>

## LOCATION

2 Select a location for your business.

2a. If you are changing use of the property you must have a detailed site plan prepared professionally. If you plan to make repairs or do renovations, the floor plan should show the existing and proposed conditions of the property. The site plan must show all planned furniture, doors, windows, equipment, plumbing and electrical outlets/equipment, sinks, food preparation area, wall, floor and ceiling coverings, storage areas, and dumpster locations. Your name, home address, shop location address, and day and night telephone numbers must all be included with your site plan.

*Note:* You should *NOT* purchase a property for business use or sign a lease until you have verified the following:

- Your business will be located in an appropriate zone. Request a zoning review from the Building Department of the City of Quincy Inspectional Services. If you need a zoning variance or licensing from the city licensing commission, verify that you will not be facing any community opposition. Try to set up a community meeting through the ward councilor.
- Your plans are in compliance with Historic Commission requirements, if applicable. The Historic Commission exercises control over facades and signs in historic districts.

## LICENSING AND FOOD SAFETY CERTIFICATION

3 Obtain all necessary licenses and certifications

3a. A Common Victualer license is required from the **City of Quincy License Commission** for any business that serves or sells prepared foods, such as a small restaurant.

 *License Commission  
City Hall  
1305 Hancock Street  
Quincy, MA 02169*  
 *617-376-1134*



**DETAILED STEPS**

Visit the City of Quincy License Commission to file an application for a Common Victualer license. The license application is also available online:



<http://www.scstest.com/quincy/pdf/applications.pdf>

3b. The application requires you receive approval from several other city departments:

► Obtain sign-off from the **City of Quincy Inspectional Services Department.**

✉ *Inspectional Services Department*  
 1585 Hancock Street, Suite 301  
 Quincy, MA 02169  
 ☎ 617-376-1450

► Visit the **City of Quincy Assessor’s Office** to clear the property of unpaid taxes. Obtain Assessor’s printout to be attached to the application.

✉ *Assessor’s Office*  
 City Hall  
 1305 Hancock Street  
 Quincy, MA 02169  
 ☎ 617-376-1174

► Obtain inspection from the **City of Quincy Fire Department.**

✉ *Fire Department*  
 40 Quincy Avenue  
 Quincy, MA 02169  
 ☎ 617-376-1015

*Note:* Operating a small restaurant may require you to obtain an Ansul Systems Permit, if your cooking equipment produces smoke, and a Candle Permit, if you plan to use candles at any of the functions you will cater. You must file for a separate candle permit for each function. These are obtained from the City of Quincy Fire Department. Be sure to call or visit the Fire Department to ensure you are in full compliance with the law.

► The license application also requires you receive approval from the **City of Quincy Health Department.**

✉ *Health Department*  
 1585 Hancock Street  
 Quincy, MA 02169  
 ☎ 617-376-1270



## DETAILED STEPS

---

- 3c. In order to start a restaurant in Quincy, you will need to work closely with the Health Department. To receive the City of Quincy Health Department's sign-off for the Common Victualer license application, first visit the Health Department. You will be told the exact steps you need to take to obtain the Health Department's approval and open your business. Request a copy of the Quincy Health Department Plan Review Requirements for Food Establishment. This document will help guide you through the specific regulations of the Health Department.

*Note:* In order to receive approval from the Health Department, you will most likely be asked to present a professionally prepared site plan as described in Step 2. You should request that an inspector visit the location of your business to receive recommendations on meeting regulations and successfully preparing an adequate site plan.

Once a Health Department inspector has visited your place of business and you are comfortable with the plan for your business location, submit your site plan to the Health Department. Upon approval of the site plan, receive the Health Department's sign-off on the Common Victualer license application.



- 3d. Return the completed application and four copies to the City of Quincy License Commission. A hearing will be scheduled to review your application. Upon approval, you will need to pay the \$100 application fee. You will then be issued a Common Victualer license, which must be posted publicly in your place of business.
- 3e. Additional licenses are required from the **City of Quincy License Commission** for the following:
- use of automatic amusement machines such as arcade games
  - entertainment such as television, juke box, or radio
- Be sure to visit the City of Quincy License Commission with a full list of the equipment and products you wish to use or sell in your establishment. If you do not successfully acquire the necessary licenses, you could be subject to fines and removal of the equipment.

## ZONING AND PERMITTING

---

### 4

Visit the **Building Department** of the **City of Quincy Inspectional Services** to begin the process of obtaining a Building Permit and Occupancy Permit.

 *Building Department*  
*Inspectional Services*  
 1585 Hancock Street, Suite 301  
 Quincy, MA 02169  
 617-376-1450



**DETAILED STEPS**

- 4a. Prepare a property-use proposal stating the property’s existing use and contain a brief description of the business you wish to open, anticipated hours of operation, number of employees, services provided and location. Submit the proposal to a building inspector who will run a zoning check to determine whether your location is properly zoned for your business. (Office hours: 7:00 am-10:00 am.)
- 4b. File a Building Permit Application with the Building Department of the City of Quincy Inspectional Services. If you plan to make renovations to the property, a licensed contractor must supervise any renovations being made. The permit application requires the contact information and license number of the licensed contractor.

*Note:* If you are not making any renovations to the property, you must still file a Building Permit Application. The application will be used to declare a change of occupancy at the property. If you are not making renovations, submit the Building Permit Application and skip to Step 4c.

Submit your floor plan (as prepared in Step 3) and the completed Building Permit Application to the Building Department. A building inspector will review your Building Permit Application. If approved, your application will be returned with further instructions from the inspector. You may be required to receive approval for the renovations from any or all of the following city departments:

- Fire Department
- Wire Department
- Plumbing Department
- Department of Public Works - Engineering Division and/or Water & Sewer Division
- Traffic Engineer
- Health Department

*Note:* If the building in which you operate your business or the building that houses your business’s tenant space exceeds 35,000 cubic feet, you will be required to hire a licensed design professional to supervise the work being done. Before a Building Permit will be issued, the licensed design professional will need to file a Controlled Construction Affidavit with the Building Department of the City of Quincy Inspectional Services stating that he/she will supervise the renovations.

- 4c. After renovations have been completed at the property, you will need to file an Occupancy Permit application with the Building Department. You may be required to receive approval of the work that has been performed from any or all of the following city departments:
  - Fire Department
  - Wire Department
  - Plumbing Department
  - Department of Public Works - Engineering Division and/or Water & Sewer Division
  - Traffic Engineer
  - Health Department

- 4d. After final approval from a building inspector and the Inspectional Services Director is given, the Occupancy Permit will be issued for the property.



## DETAILED STEPS

*Note:* If the building in which you operate your business or the building that houses your business' tenant space exceeds 35,000 cubic feet, you will need to present a Final Affidavit from both the licensed design professional who supervised the work and the licensed contractor who performed the renovations in order to receive the Occupancy Permit. The Final Affidavit forms are filed through the Building Department.

### BUSINESS CERTIFICATE

**5** You must file with the **Quincy City Clerk** for a Business Certificate (d/b/a).

✉ *City Clerk*  
*City Hall*  
*1305 Hancock Street*  
*Quincy, MA 02169*  
 ☎ *617-376-1131*

5a. After filling out the application, have it notarized at the City Clerk's office. Submit the completed form with a check or money order for the filing fee of \$25 to the Quincy City Clerk.

### TAXES

**6** Visit the **City of Quincy Assessor's Office** to file a Form of List. A Form of List is used to document the property owned by your business, so that it may be assessed and taxed by the city.


✉ *Assessor's Office*  
*City Hall*  
*1305 Hancock Street*  
*Quincy, MA 02169*  
 ☎ *617-376-1174*

**7** If you intend to operate a business in the City of Quincy, you must file tax forms with the **Massachusetts Department of Revenue (DOR)**. Most sole proprietors should file a *Schedule C* form with their income taxes. If you plan to sell tangible goods, you must file a *Form TA-1* to pay Massachusetts state sales tax.

✉ *Massachusetts Department of Revenue*  
*Hurley Building*  
*19 Staniford Street*  
*Boston, MA 02114*  
 ☎ *617-887-MDOR(6367)*  
*1-800-392-6089*




<http://www.dor.state.ma.us>







**DETAILED STEPS**

---

- 7a. Call the Massachusetts DOR at 617-887-MDOR(6367) or toll-free in Massachusetts at 1-800-392-6089 to request that the forms be mailed. The Mass DOR website includes an Online Forms Index. You can download the forms and browse the instructions for filing them.  
 <http://www.dor.state.ma.us/forms/formlist.htm>
- 7b. When you have completed the forms, either mail the printed forms or file online as indicated. If you file *Form TA-1*, you will receive a Massachusetts Sales Tax Registration Number.
- 7c. You should call the Department of Revenue’s Customer Service Bureau at 617-887-6367 or toll-free in Massachusetts at 1-800-392-6089 to ensure you are in full compliance with the law.

**8**

If you intend to operate a business in the City of Quincy, you must file all necessary tax forms with the **Internal Revenue Service (IRS)**. Once you file the necessary forms, the IRS will give you a federal tax identification number. As a sole proprietor, your tax identification can be your social security number. The IRS will provide further instructions on compliance with federal regulations.

 *Internal Revenue Service*  
 1250 Hancock Street  
 Quincy, MA 02169  
 617-471-0040\*

\* This phone number is answered by a pre-recorded message. Call this IRS office to leave a message requesting an appointment. Your call will be returned within two business days. To speak to an IRS representative and get tax help by phone, call 1-800-829-1040.

 <http://www.irs.gov>

**FOOD ESTABLISHMENT PERMIT**

---

**9**

In order to open your business to the public, you will need a final inspection from the **City of Quincy Health Department**.

- 9a. After the City of Quincy Health Department has completed its inspection, you will be asked to complete an Application for Permit to Operate a Food Establishment. Submit the completed application form with the appropriate fee to the City of Quincy Health Department. You will then receive permission to open your small restaurant and a Permit to Operate a Food Establishment. The permit must be displayed publicly in your place of business.



# CHECKLIST

---

## BUSINESS PLAN

---

- 1 Draft a business plan

## LICENSING

---

- 2 Become a Licensed Master Technician for Television and Radio Repair. To obtain this license, you must
  - Hold a technician’s license or learner’s permit
  - Serve as an apprentice for at least one (1) year under a licensed Master Technician
  - Pass Master Technician’s exam
  - Submit license application to the **Massachusetts Division of Professional Licensure**

## LOCATION

---

- 3 Choose a location and draft a detailed floor plan

## ZONING AND PERMITTING

---

- 4 Visit the **Building Department** of the **City of Quincy Inspectional Services**
  - Submit property-use proposal and complete zoning approval
  - File Application for Building Permit and obtain department sign-offs
  - Receive Building Permit
  - File Occupancy Permit application and obtain department sign-offs
  - Receive Occupancy Permit

## BUSINESS CERTIFICATE

---

- 5 Visit the **Quincy City Clerk**
  - File for a City of Quincy business certificate (d/b/a)
  - Submit notarized form with filing fee (business check or money order)

✓ CHECKLIST

TAXES

- ❑ 6 Visit the **City of Quincy Assessor’s Office**
  - ❑ File a Form of List
- ❑ 7 Contact the **Massachusetts Department of Revenue**
  - ❑ File Massachusetts state tax forms for your business
  - ❑ Get a Sales Tax Registration Number and Certificate, if applicable
- ❑ 8 Call the **Internal Revenue Office** in Quincy to schedule an appointment
  - ❑ File federal tax forms for your business
  - ❑ Get a federal tax identification number





# DETAILED STEPS

## BUSINESS PLAN

- 1 Draft a business plan. This guide contains instructions for sole proprietors only. Additional steps are required if you plan to hire other individuals. For more information, visit the **Massachusetts Department of Business and Technology** website.



<http://www.mass.gov/portal/index.jsp?pageID=agcc&agid=ded&agca=businessassistance&agcc=businessplan&s=0&=>

## LICENSING

- 2 Become a Licensed Master Technician for Television and Radio Repair through the **Board of Registration of Radio & TV Technicians, Massachusetts Division of Professional Licensure**



*Board of Registration of Radio & TV Technicians  
Massachusetts Division of Professional Licensure  
239 Causeway Street, Suite 500  
Boston, MA 02114*



*617-727-4459*



<http://www.state.ma.us/reg/boards/tv/default.htm>

- 2a. To receive a learner's permit, you must
  - Be at least 18 years old
  - Be working under the supervision of a Master Technician; or have applied to be a technician and failed the examination
  - Have submitted the permit application and paid the appropriate fee to the Board of Registration of Radio & TV Technicians. You may download the application online:



<http://www.state.ma.us/reg/boards/tv/forms/tvpermit.pdf>

- 2b. To earn a technicians' license, you must
  - Hold a learner's permit
  - Pass an examination prepared by the Board of Registration of Radio & TV Technicians to determine your competence in repairing radios and televisions
  - Work under the supervision of a Master Technician
  - Have submitted the permit application and paid the appropriate fee to the Board of Registration of Radio & TV Technicians. You may download the application online:



<http://www.state.ma.us/reg/boards/tv/forms/tvappl.pdf>

- 2c. To earn a master technicians' license, you must
  - Serve as a technician under a master technician for a period of not less than one year (2,000 hours)
  - Pass an examination prepared by the Board of Registration of Radio & TV Technicians to determine your competence in repairing radios and televisions.
  - Have submitted the permit application and paid the appropriate fee to the Board of Registration of Radio & TV Technicians. You may download the application online:



<http://www.state.ma.us/reg/boards/tv/forms/tvappl.pdf>

.  
. .  
. .  
. .  
. .



# DETAILED STEPS

For further information, visit the Board of Registration website:



<http://www.state.ma.us/reg/boards/tv/forms/tvbinf.pdf>

## LOCATION

3

Choose a location for your business and draft a detailed floor plan. If you plan to make repairs or do renovations, the floor plan should show what the property will look like when the work has been completed. The floor plan need not be prepared professionally, but must show all planned furniture, doors, windows, equipment, plumbing, and electrical outlets/equipment. Your name, home address, shop location address, and day and night telephone numbers must all be included with your floor plan.

*Note:* You should *NOT* purchase a property for business use or sign a lease until you have verified the following:

- Your business will be located in an appropriate zone. Request a zoning review from the Building Department of the City of Quincy Inspectional Services. If you need a zoning variance or licensing from the city licensing commission, verify that you will not be facing any community opposition. Try to set up a community meeting through the ward councilor.
- Your plans are in compliance with Historic Commission requirements, if applicable. The Historic Commission exercises control over facades and signs in historic districts.

## ZONING AND PERMITTING

4

Visit the **Building Department** of the **City of Quincy Inspectional Services** to begin the process of obtaining a Building Permit and Occupancy Permit.

✉ *Building Department*  
*Inspectional Services*  
*1585 Hancock Street, Suite 301*  
*Quincy, MA 02169*  
 ☎ *617-376-1450*

- 4a. Prepare a property-use proposal stating the property’s existing use and contain a brief description of the business you wish to open, anticipated hours of operation, number of employees, services provided and location. Submit the proposal to a building inspector who will run a zoning check to determine whether your location is properly zoned for your business. (Office hours: 7:00 am-10:00 am.)
- 4b. File a Building Permit Application with the Building Department of the City of Quincy Inspectional Services. If you plan to make renovations to the property, a licensed contractor must supervise any renovations being made. The permit application requires the contact information and license number of the licensed contractor.



## DETAILED STEPS

*Note:* If you are not making any renovations to the property, you must still file a Building Permit Application. The application will be used to declare a change of occupancy at the property. If you are not making renovations, submit the Building Permit Application and skip to Step 4c.

Submit your floor plan (as prepared in Step 3) and the completed Building Permit Application to the Building Department. A building inspector will review your Building Permit Application. If approved, your application will be returned with further instructions from the inspector. You may be required to receive approval for the renovations from any or all of the following city departments:

- Fire Department
- Wire Department
- Plumbing Department
- Department of Public Works - Engineering Division and/or Water & Sewer Division
- Traffic Engineer
- Health Department

*Note:* If the building in which you operate your business or the building that houses your business's tenant space exceeds 35,000 cubic feet, you will be required to hire a licensed design professional to supervise the work being done. Before a Building Permit will be issued, the licensed design professional will need to file a Controlled Construction Affidavit with the Building Department of the City of Quincy Inspectional Services stating that he/she will supervise the renovations.

4c. After renovations have been completed at the property, you will need to file an Occupancy Permit application with the Building Department. You may be required to receive approval of the work that has been performed from any or all of the following city departments:

- Fire Department
- Wire Department
- Plumbing Department
- Department of Public Works - Engineering Division and/or Water & Sewer Division
- Traffic Engineer
- Health Department

4d. After final approval from a building inspector and the Inspectional Services Director is given, the Occupancy Permit will be issued for the property.

*Note:* If the building in which you operate your business or the building that houses your business' tenant space exceeds 35,000 cubic feet, you will need to present a Final Affidavit from both the licensed design professional who supervised the work and the licensed contractor who performed the renovations in order to receive the Occupancy Permit. The Final Affidavit forms are filed through the Building Department.





## DETAILED STEPS

### BUSINESS CERTIFICATE

5

You must file with the **Quincy City Clerk** for a Business Certificate (d/b/a).

✉ *City Clerk*  
*City Hall*  
*1305 Hancock Street*  
*Quincy, MA 02169*  
 ☎ *617-376-1131*

- 5a. After filling out the application, have it notarized at the City Clerk’s office. Submit the completed form with a check or money order for the filing fee of \$25 to the Quincy City Clerk.

### TAXES

6

Visit the **City of Quincy Assessor’s Office** to file a Form of List. A Form of List is used to document the property owned by your business, so that it may be assessed and taxed by the city.

✉ *Assessor’s Office*  
*City Hall*  
*1305 Hancock Street*  
*Quincy, MA 02169*  
 ☎ *617-376-1174*

7

If you intend to operate a business in the City of Quincy, you must file tax forms with the **Massachusetts Department of Revenue (DOR)**. Most sole proprietors should file a *Schedule C* form with their income taxes. If you plan to sell tangible goods, you must file a *Form TA-1* to pay Massachusetts state sales tax.

✉ *Massachusetts Department of Revenue*  
*Hurley Building*  
*19 Staniford Street*  
*Boston, MA 02114*  
 ☎ *617-887-MDOR(6367)*  
*1-800-392-6089*



<http://www.dor.state.ma.us>

- 7a. Call the Massachusetts DOR at 617-887-MDOR(6367) or toll-free in Massachusetts at 1-800-392-6089 to request that the forms be mailed. The Mass DOR website includes an Online Forms Index. You can download the forms and browse the instructions for filing them.



<http://www.dor.state.ma.us/forms/formlist.htm>



## DETAILED STEPS

---

- 7b. When you have completed the forms, either mail the printed forms or file online as indicated. If you file *Form TA-1*, you will receive a Massachusetts Sales Tax Registration Number.
- 7c. You should call the Department of Revenue’s Customer Service Bureau at 617-887-6367 or toll-free in Massachusetts at 1-800-392-6089 to ensure you are in full compliance with the law.

### 8

If you intend to operate a business in the City of Quincy, you must file all necessary tax forms with the **Internal Revenue Service (IRS)**. Once you file the necessary forms, the IRS will give you a federal tax identification number. As a sole proprietor, your tax identification can be your social security number. The IRS will provide further instructions on compliance with federal regulations.

✉ *Internal Revenue Service*  
 1250 Hancock Street  
 Quincy, MA 02169  
 ☎ 617-471-0040\*

\* This phone number is answered by a pre-recorded message. Call this IRS office to leave a message requesting an appointment. Your call will be returned within two business days. To speak to an IRS representative and get tax help by phone, call 1-800-829-1040.



<http://www.irs.gov>

---



## APPENDIX 1. CITY, STATE, AND FEDERAL AGENCIES INVOLVED IN STARTING 20 BUSINESSES IN QUINCY

► Find your business at left in the chart below; the check marks in the chart show the government offices (listed on the following pages) that you'll need to contact.

	CITY GOVERNMENT				STATE GOVERNMENT				FEDERAL GOVERNMENT							
	Inspectional Services Department	License Commission	Department of Public Works	Fire Department	Assessor's Office	Division of Public Health	City Clerk	Division of Standards	Regulations and Standards	State Board of Environmental Protection	Registry of Motor Vehicles	Office of Food and Agriculture	Office of Child Care Services	Department of Revenue	Internal Revenue Service	
<b>At-Home Child Care</b>							✓	✓						✓	✓	✓
<b>Auto Body Shop</b>	✓	✓		✓			✓	✓	✓	✓					✓	✓
<b>Auto Repair Shop</b>	✓	✓		✓			✓	✓	✓	✓	✓				✓	✓
<b>Barber Shop</b>			✓				✓	✓		✓					✓	✓
<b>Beauty Salon</b>			✓				✓	✓		✓					✓	✓
<b>Car Dealership</b>	✓	✓		✓			✓	✓	✓						✓	✓
<b>Catering</b>	✓	✓		✓	✓	✓	✓	✓							✓	✓
<b>Cleaning Service</b>			✓				✓	✓							✓	✓
<b>Flower Shop</b>			✓				✓	✓					✓		✓	✓
<b>Home Improvement</b>			✓				✓	✓		✓					✓	✓
<b>Interior Decorator</b>			✓				✓	✓							✓	✓
<b>Landscaping</b>			✓				✓	✓							✓	✓
<b>Laundromat</b>	✓	✓	✓				✓	✓			✓				✓	✓
<b>Livery</b>			✓				✓	✓				✓			✓	✓
<b>Retail Store</b>	✓	✓					✓	✓							✓	✓
<b>Sewing Shop</b>			✓				✓	✓							✓	✓
<b>Shoe Repair</b>			✓				✓	✓							✓	✓
<b>Small Grocery Store</b>	✓	✓			✓	✓	✓	✓							✓	✓
<b>Small Restaurant</b>	✓	✓		✓	✓	✓	✓	✓							✓	✓
<b>TV Repair</b>			✓				✓		✓						✓	✓

## APPENDIX 2. IMPORTANT RESOURCES FOR QUINCY ENTREPRENEURS

---

### Quincy Government Agencies

---

**Assessor's Office**  
 City Hall  
 1305 Hancock Street  
 Quincy, MA 02169  
 617-376-1174

**City Clerk**  
 City Hall  
 1305 Hancock Street  
 Quincy, MA 02169  
 617-376-1131

**Department of Public Works**  
 55 Sea Street  
 Quincy, MA 02169  
 617-376-1900

**Fire Department**  
 40 Quincy Avenue  
 Quincy, MA 02169  
 617-376-1015

**Inspectional Services Department**  
 1585 Hancock Street, Suite 301  
 Quincy, Massachusetts 02169  
 617-376-1450

**License Commission**  
 City Hall  
 1305 Hancock Street  
 617-376-1134

**Office of Constituent Services**  
 City Hall  
 1305 Hancock Street  
 Quincy, MA 02169  
 617-376-1500

**Police Department**  
 1 Sea Street  
 Quincy, MA 02169  
 617-479-1212

### Massachusetts Government Agencies

---

**Home Improvement Contractor Registration Program**  
 State Board of Building Regulations and Standards  
 One Ashburton Place, Room 1301  
 Boston, MA 02108  
 617-727-3200, x 25205  
<http://www.state.ma.us/homeimprovement>

**Massachusetts Department of Business and Technology**  
 One Ashburton Place, Room 2101  
 Boston, MA 02108  
 617-727-8380  
<http://mass.gov/portal/index.jsp?pageID=aghome&agid=ded>

**Massachusetts Department of Environmental Protection**  
 One Winter Street  
 Boston, MA 02108  
 978-661-7600  
<http://www.state.ma.us/dep/nero>

**Massachusetts Department of Revenue**  
 Hurley Building, 19 Staniford Street  
 Boston, MA 02114  
 617-887-MDOR(6367)  
 1-800-392-6089  
<http://www.dor.state.ma.us>

**Massachusetts Division of Marine Fisheries**  
 251 Causeway Street, Suite 400  
 Boston, MA 02114  
 617-626-1520  
<http://www.state.ma.us/dfwele/dmf>

**Massachusetts Division of Professional Licensure**  
 239 Causeway Street  
 Boston, MA 02114  
 617-727-3074  
<http://www.state.ma.us/reg>

**Massachusetts Division of Standards**  
 One Ashburton Place, Room 115  
 Boston, MA 02108  
 617-727-3480  
<http://www.state.ma.us/standards>

**Massachusetts Office of Business Development**  
 10 Park Plaza, Suite 3720  
 Boston, MA 02116  
 617-973-8600  
 1-888-5-CAPITAL  
<http://www.state.ma.us/mobd>

**Massachusetts Office of Child Care Services, Region 6**  
 1250 Hancock Street, Suite 120-S  
 Quincy, MA 02169  
 617-472-2881  
<http://www.qualitychildcare.org>

**Massachusetts Office of Consumer Affairs and Business Regulation**  
 10 Park Plaza, Suite 5170  
 Boston, MA 02116  
 617-973-8787  
 888-283-3757  
<http://www.state.ma.us/consumer>

**Massachusetts Registry of Motor Vehicles**  
 76 Ross Way  
 Quincy, MA 02169  
 617-351-4500  
<http://www.state.ma.us/rmv>

**State Office of Minority and Women Business Assistance**  
 10 Park Plaza, Suite 3740  
 Boston, MA 02116  
 617-973-8692  
<http://www.somwba.state.ma.us>

**Federal Government Agencies**

---

**Environmental Protection Agency-  
New England**

1 Congress Street, Suite 1100  
Boston, MA 02114  
617-918-1111  
1-888-372-7341  
<http://www.epa.gov/region1>

**Internal Revenue Service**

1250 Hancock Street  
Quincy, MA 02169  
617-471-0040  
1-800-829-1040  
<http://www.irs.gov>

**US Small Business Administration**

O'Neill Building, Room 265  
10 Causeway Street  
Boston, MA 02222  
617-565-5590  
<http://www.sba.gov/ma>

**Private / Nonprofit Agencies - Local**

---

**Community Care for Kids**

1509 Hancock Street  
Quincy, MA 02169  
617-471-6473 x105  
1-800-637-2011

**Quincy 2000 Corporation**

1250 Hancock Street  
Quincy, MA 02169  
617-847-1454  
<http://www.quincy2000.org>

**South Shore Chamber of  
Commerce**

36 Miller Stile Road  
Quincy, MA 02269  
617-479-1111  
<http://www.southshorechamber.org>

**North Quincy Business and  
Professional Association**

c/o Kevin McGurl  
Renaissance Coffee & Tea  
Emporium  
45 Billings Road  
North Quincy, MA 02171  
617-479-1020

**Quincy Center Business and  
Professional Association**

1416 Hancock Street  
Quincy, MA 02169  
617-471-3232  
<http://www.qcbpa.com>

**Wallaston Business Association**

c/o Lynne Houghton  
Jack Conway  
235 Beale Street  
Quincy, MA 02170  
617-479-1500

**Quincy Point Business Association**

c/o Thomas O'Brien  
Tom O'Brien Nissan/Hyundai, Inc  
479 Washington Street  
Quincy, MA 02169  
617-774-1300

**Private / Nonprofit Agencies - State/National**

---

**American Automobile Association**

Approved Auto Repair Department  
1-800-227-5602  
<http://www.aaa.com/aaa/240/sne/automotive/maintain.html>

**Massachusetts Association of  
Community Development  
Corporations**

99 Chauncy Street  
Boston, MA 02111  
617-426-0303  
<http://www.macdc.org>

**Massachusetts Restaurant  
Association**

95A Turnpike Road  
Westborough, MA 01581  
508-366-4144  
1-800-852-3042  
<http://www.marestaurantassoc.org>

**Associated Grocers of New  
England**

725 Gold Street, PO Box 5200  
Manchester, NH 03108  
603-669-3250  
<http://www.agne.com>

**Massachusetts Food Association**

31 Milk Street, Suite 518  
Boston, MA 02109  
617-542-3085  
<http://www.mafood.com>

**Massachusetts Small Business  
Development Center Network**

227 Isenberg School of Management  
121 Presidents Drive  
University of Massachusetts  
Amherst, MA 01003  
413-545-6301  
<http://msbdc.som.umass.edu>

**Better Business Bureau**

235 West Central Street, Suite 1  
Natick, MA 01760  
508-652-4800  
<http://www.bosbbb.org>

**Massachusetts Nursery and  
Landscape Association**

PO Box 387  
Conway, MA 01341  
413-369-4731  
<http://www.mnla.com>

**Massachusetts State Automobile  
Dealers Association**

59 Temple Place  
Boston, MA 02111  
617-451-1051

**Private / Nonprofit Agencies - State/National** (continued)

---

**National Association of Convenient Stores**

1600 Duke Street  
 Alexandria, VA 22314  
 (800) 966-6227  
<http://www.nacsonline.com>

**National Cosmetology Association of Massachusetts**

313 Tarklin Road  
 New Bedford, MA 02745  
 1-800-487-8858  
<http://www.salonprofessionals.org>

**National Grocers Association**

1005 North Glebe Road, Suite 250  
 Arlington, VA 22201  
 713-516-0700  
<http://www.nationalgrocers.org>

**National Institute for Automotive Service Excellence**

101 Blue Seal Drive, S.E., Suite 101  
 Leesburg, VA 20175  
 1-877-ASE-TECH (273-8324)  
 703-669-6600  
<http://www.ase.com>

**New England Convenience Store Association**

212 Carnegie Row  
 Norwood, MA 02062  
 781-255-9090  
 866-882-9090  
<http://www.necsa.net>

**New England Livery Association**

167 Milk Street, #424  
 Boston, MA 02109  
 866-736-6352  
<http://www.nelivery.org>

**Retailers Association of Massachusetts**

18 Tremont Street, Suite 1040  
 Boston, MA 02108  
<http://www.retailersma.org>

**Small Business Association of New England**

1601 Trapelo Road, Suite 212  
 Waltham, MA 02451  
 781-890-9070  
<http://www.sbane.org>

.  
 .  
 .  
 .  
 .  
 .